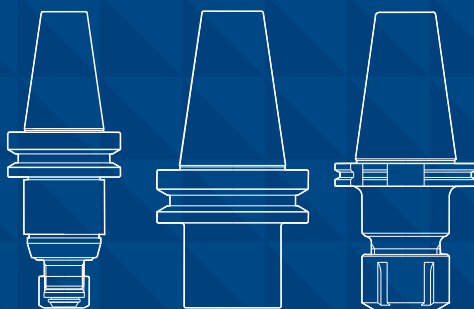




UTENSILI DA TAGLIO



MANDRINERIA

MANDRINI IDRAULICI

• HYDRAULIC CHUCK



MANDRINI PER CALETTAMENTO TERMICO

• SHRINK FIT HOLDER



MANDRINI PORTA PINZE ER

• ER COLLET CHUCK



MANDRINI WELDON

- END MILL HOLDER



MANDRINI PORTA FRESE A TRASCINAMENTO FISSO

- SHELL MILL ARBOR



MANDRINI FORTE SERRAGGIO

- POWER MILLING CHUCK



MANDRINI CONO MORSE **NEW**

- MORSE TAPER ARBOR



MANDRINI SLIM CHUCK

- SK SLIM CHUCK



MANDRINI SYNCRO PER MASCHIATURA

- SYNCHRO TAPPING CHUCK



NEW

PORTA PINZE "ER" PER MASCHIATURA A DOPPIA COMPENSAZIONE

- TAPPING ER CHUCK



MANDRINI PER MASCHIATURA A CAMBIO RAPIDO, DOPPIA COMPENSAZIONE

NEW

• TAPPING CHUCK



MANDRINI PORTA PUNTE INTEGRALI

• NC DRILL CHUCK



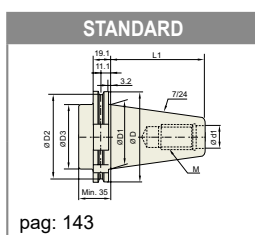
TIRANTI

• PULL STUD BOLT



STANDARD ATTACCO

• SHANK STANDARD



BILANCIATURA

BALANCING & UNBALANCING

Definizione di "Bilanciatura" - Definition of "Balancing"

Un solido che ruota intorno al proprio asse genera forze centrifughe su tutte le masse coinvolte.

Se le masse in rotazione sono distribuite in modo simmetrico rispetto all'asse, le forze generate nella direzione opposta si annullano, evitando l'insorgere di vibrazioni, in questo caso il sistema è bilanciato.

Diversamente, la disomogenea distribuzione delle masse in rotazione produrrà uno sbilanciamento delle forze, causa di vibrazioni dannose per la macchina utensile, l'utensile e le superfici lavorate.

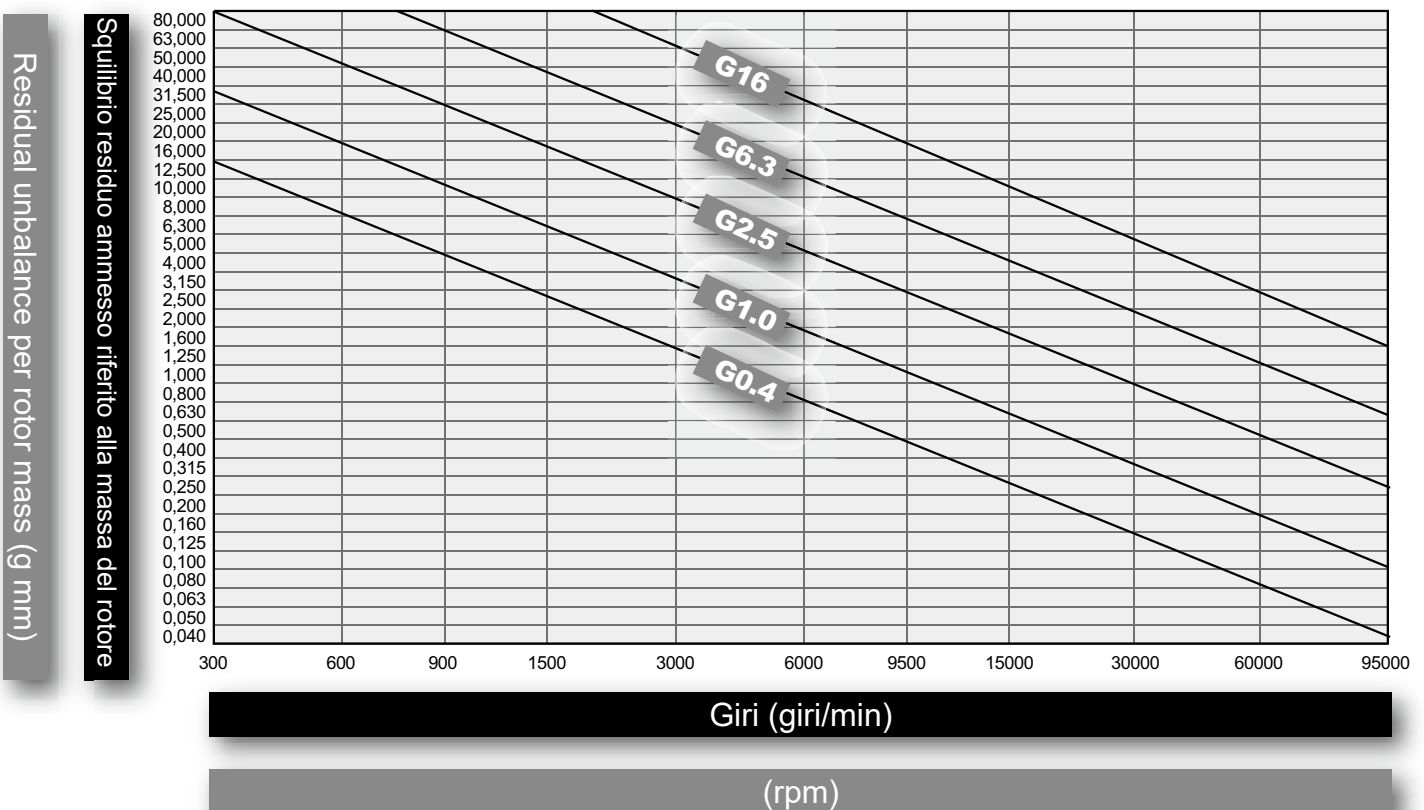
L'operazione di bilanciatura, quindi, redistribuisce in modo omogeneo le masse di un solido in rotazione.

If the rotor(tool holder) is rotated around the axis, centrifugal forces generate in all parts. If these centrifugal forces are distributed symmetrically against the rotation axis, the centrifugal forces generating in the opposite direction are offset by one another, resulting in no forces to the rotation axis eventually. Therefore bearings are not vibrated. In this case tool holder is in the balanced state.

On the contrary, if centrifugal forces are distributed asymmetrically against the rotation axis, or if the force of one part is greater than that of the opposite part, the forces equivalent to differences are added to the rotation axis, causing the rotor(tool holder) to vibrate. The imbalance of distribution of rotor mass is called "Unbalance". In other words, "Unbalance" is mass existing unevenly in the rotor(tool holder).

Grado di "Bilanciatura" secondo la normativa ISO 1940

Balancing Grade Quality According To ISO 1940



$$U = \frac{G \times M}{\text{Giri}} \times 9549 = (g \times mm)$$

G : Grado di Bilanciatura

M : Massa del rotore (Kg)

9549 : Numero fisso

U : Sbilanciamento residuo (g x mm)

Giri : (giri/min)

Vantaggi della "Bilanciatura" - Merits of "Balanced Machining"

I centri di lavoro di ultima generazione, oggi sempre più sofisticati, consentono lavorazioni ad elevato numero di giri rispetto al passato, e richiedono una maggiore stabilità del sistema.

Nelle lavorazioni ad elevato numero di giri, l'insorgere di vibrazioni è la principale causa di riduzione delle performance.

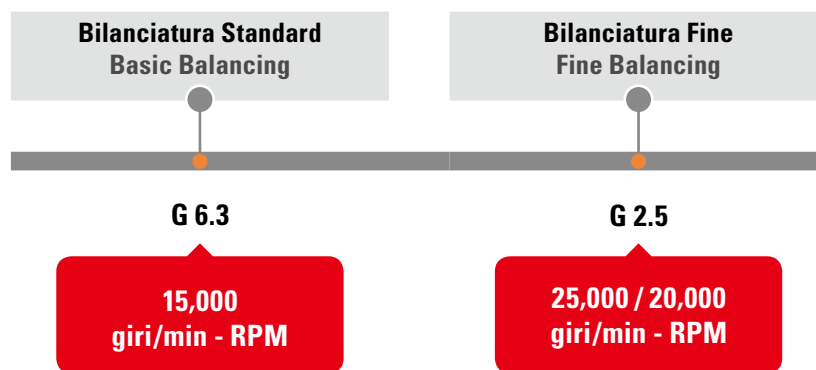
Queste ultime sono responsabili di cattive finiture superficiali, usure precoci degli utensili e, in alcuni casi, del danneggiamento dei cuscinetti delle macchine utensili.

La bilanciatura, quindi, è fondamentale per prevenire l'insorgere di questi fenomeni. La YG1 costruisce mandrini con vari tipi di bilanciatura per soddisfare tutte le esigenze applicative.

Recently, rotating machines are more sophisticated and operated at high speed with the technical advance. Also, they require more efficiency and more stable functions which are stricter conditions than ever before. In high speed machining, one of the largest factors which degrade performance of machines is chattering. It causes workers to suffer displeasure, noise, and fatigue which are main problems affecting productivity. Balancing of the rotor(tool holder) is the essential and effective factor in order to prevent vibration of the machine. It is widely recognized as the indispensable process in manufacturing rotation machinery.

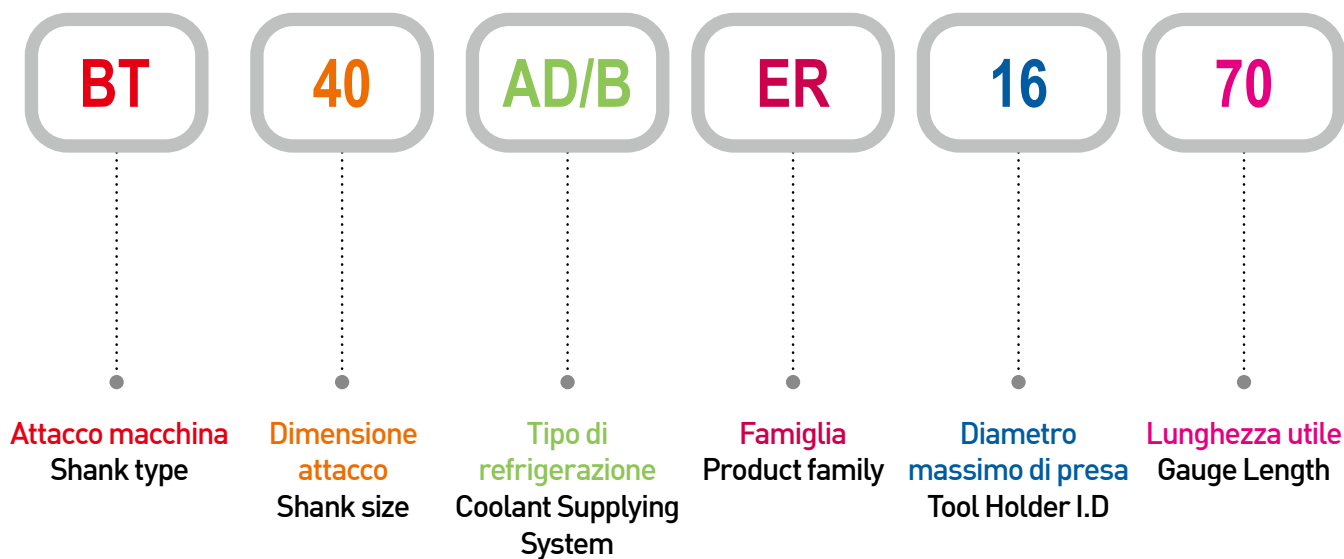
YG1 manufactures tool holders with various balancing grades meeting the needs of users.

YG-1 Gradi di "Bilanciatura" standard - YG-1 Balancing Grade Standard



YG-1 Specifiche di "Bilanciatura" (per famiglia prodotto) YG-1 Balancing Specification (for Balancing Design Products)

PRODOTTO PRODUCT	TIPO ATTACCO SHANK	GRADO GRADE	GIRI RPM
MANDRINI IDRAULICI HYDRAULIC CHUCK	BT 40/50 SK 40/50 HSK 63/100	G 2.5	25.000
CALETTAMENTO TERMICO SHRINK FIT HOLDER	BT 40/50 SK 30/40/50 HSK 63/100	G 2.5	25.000
PORTA PINZE ER, ALTRI OTHER CHUCKS & TOOL HOLDERS	BT 40/50 SK 40/50 HSK 63/80/100	G 6.3 G 2.5	15.000 25.000



MANDRINI IDRAULICI

• HYDRAULIC CHUCK



DIN 69871-SK

DIN 69893/ISO 12164-1-HSK

JIS B6339/MAS 403-BT

ACCESSORI - ACCESSORY

PINZE IDRAULICHE: HK / HF / HS


HYDRAULIC CHUCK COLLET (REDUCTION SLEEVE): HK / HF / HS

SET MANDRINI IDRAULICI

HYDRAULIC CHUCK SET

INFORMAZIONI TECNICHE

TECHNICAL INFORMATION



Alta precisione, T.I.R.:

≤ 0.003 mm (senza bussola di riduzione)

High precision T.I.R.:

≤ 0.003 mm (Without Reduction Sleeve)

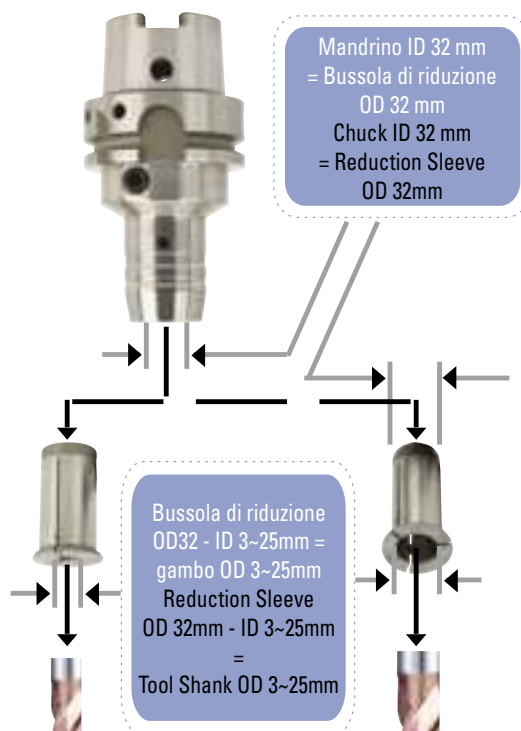


=> Possibilità di eseguire lavorazioni di precisione in alta velocità

=> Suitable for High-Speed precision machining

Utilizzo flessibile grazie alle bussole di riduzione

Flexible use of cutting tools by using of reduction sleeves

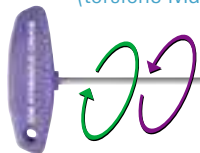


Semplicità di sostituzione dell'utensile

Easy Tool Change

Bloccaggio Clamping

È sufficiente serrare la vite fino a battuta (torsione Max. 10Nm)



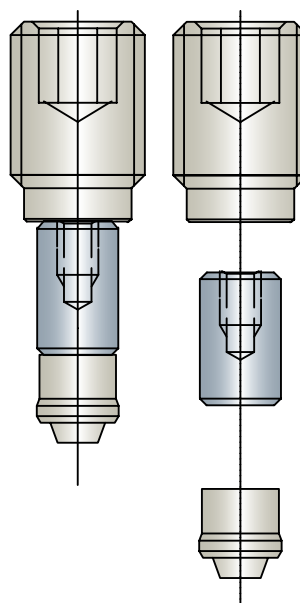
Sbloccaggio Unclamping

Non svitare mai completamente il grano di serraggio



VITE DI BLOCCAGGIO

CLAMPING SCREW



Vite di bloccaggio
Clamping Screw

Pistone
Piston Pin

Guarnizione
Oil Seal

INFORMAZIONI TECNICHE

TECHNICAL INFORMATION



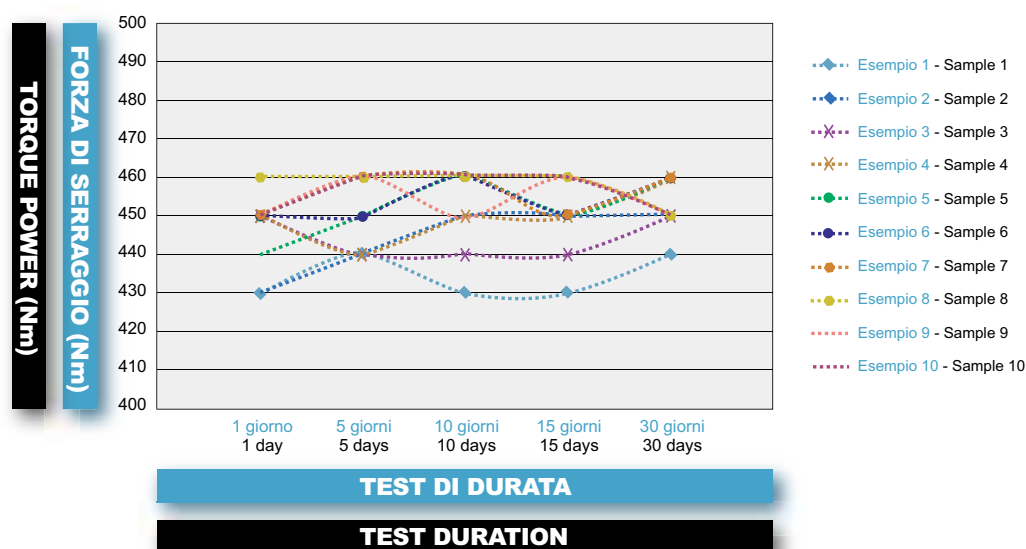
Coppie di Serraggio - Strong Torque Power

Attacco mandrino (mm)	Gambo utens. (mm)	Max. n° di giri (giri/min)	Min. prof. presa (mm)		Coppia serraggio (Nm)	
Hydraulic Chuck I.D.(mm)	Tool Shank O.D.(mm)	Applicable RPM	Minimum Clamping Depth (mm)		Min. Torque Power (Nm)	
			Slim	Power E Hydro	Slim	Power E Hydro
6	6	40,000	27		16	
8	8	40,000	27		23	
10	10	40,000	32		45	
12	12	40,000	27	41	90	110
14	14	40,000	37		110	
16	16	40,000	42		185	
18	18	40,000	42		240	
20	20	40,000	42	48	330	520
25	25	25,000	48		400	
32	32	25,000	55	57	650	900

- Tolleranza gambo utensile: h6
- Tool holder ID Tolerance: h6
- Pressione massima refrigerante 80 bar.
- Maximum pressure of coolant oil 80 bar.

Test del mantenimento della coppia di serraggio e tenuta idraulica.

Test of Torque Power and Hydraulic Oil Leakage




- Modello testato: BT40AD/B-HC20S-72.5
- TEST Model: BT40AD/B-HC20S-72.5
- Nessuna dispersione di olio, nel lungo periodo di mantenimento della coppia di serraggio
- No oil leakage for long period Maintaining stable torque power



Modello con regolazione assiale dell'utensile

Radial tool length pre-setting type

- Facilità di pre-settaggio utensile (tempo di pre-settaggio utensile ridotto di un quinto rispetto a mandrini idraulici convenzionali).
- Easy to adjust pre-setting length of cutting tool (Saving time to pre-set cutting tool to one fifth compared with conventional Hydraulic Chuck).
- Regolazione precisa della sporgenza utensile.
- Precise adjustment of cutting tool length.
- Due viti separate: vite di bloccaggio e vite per regolazione assiale.
- Designed to separate tool length adjustment screw from clamping screw.



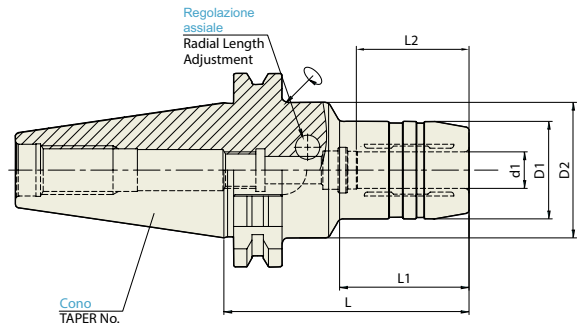
Campo di regolazione della lunghezza utensile: 0 ~ 10 (mm)
Adjustable range of cutting tool length: 0~10mm

APPLICAZIONI - APPLICATION

Semifinitura / Finitura Milling	Lav. alta velocità High-Speed Cutting	Foratura Drilling
Alesatura Reaming	Svasatura Chamfering	

MANDRINI IDRAULICI - Con regolazione assiale
HCR

HYDRAULIC CHUCK (RADIAL TOOL LENGTH PRE-SETTING TYPE)


■ DIN 69871-SK

DIN 69871 - SK	Tolleranza Cono Taper Accuracy AT3	Grado Bilanciatura G Value 2.5	Numero Giri RPM 25,000	Run-Out (3D) ≤3μm	TIPO Coolant System AD/B
-----------------------	--	--	--	------------------------------------	--

CONO	DESCRIZIONE	CODICE	d1	D1	D2	L	L1	L2	PESO
TAPER No.	MODEL No.	EDP No.							WEIGHT (Kg)
40 NEW	SK40AD/B-HCR12-80.5	P2554018	12	32	49.5	80.5	31.5	37	1.50
	SK40AD/B-HCR20-80.5	P2554019	20	42	49.5	80.5	34	42	1.60

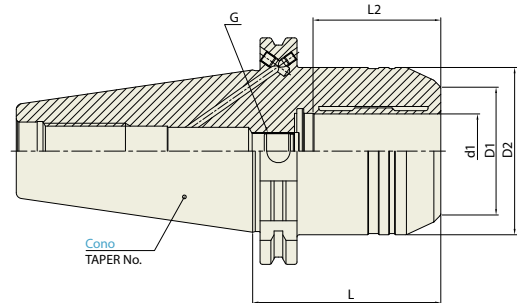
- ▶ Per le bussole di riduzione vedere pag. 28
- ▶ For applicable Hydraulic Chuck collet, please refer to pag. 28
- ▶ Chiave in dotazione (NON FORNIBILE come ricambio).
- ▶ Wrench included (NOT SOLD separately).

 HYDRAULIC CHUCK
 IDRAULICI
 SHRINK FIT HOLDER
 CALETTAMENTO TERMICO
 ER COLLET CHUCK
 PORTA PINZE "ER"
 END MILL HOLDER
 WELDON
 SHELL MILL ARBOR
 PORTA FRESE
 POWER MILLING CHUCK
 FORTE SERRAGGIO
 MORSE TAPER ARBOR
 CONO MORSE
 SK SLIM CHUCK
 SK SLIM
 SYNCHRO TAPPING CHUCK
 SYNCHRO PER MASCHIATURA
 TAPPING ER CHUCK
 PORTA PINZE "ER" PER MASCHIATURA
 TAPPING CHUCK
 MASCHIATURA
 NC DRILL CHUCK
 PORTA PUNTE INTEGRALI
 PULL STUD
 TIRANTI

MANDRINI IDRAULICI (Power E Hydro)

HCP

HYDRAULIC CHUCK (POWER E HYDRO)



■ **DIN 69871-SK**

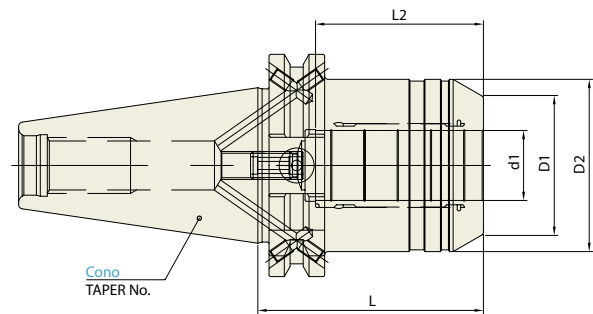
DIN 69871 - SK	Tolleranza Cono Taper Accuracy AT3	Grado Bilanciatura G Value 2.5	Numero Giri RPM 25,000	Run-Out (3D) ≤3μm	TIPO Coolant System AD/B
-----------------------	--	--	--	------------------------------------	--

Unità: mm								
CONO	DESCRIZIONE	CODICE	d1	D1	D2	L	L2	PESO
TAPER No.	MODEL No.	EDP No.						WEIGHT (Kg)
40	NEW SK40AD/B-HC12P-50	P2776651P	12	32	42	50	41	1.00
	SK40AD/B-HC20P-64.5	P2534001P	20	38	49.5	64.5	48	1.20
50	SK50AD/B-HC20P-64.5	P2756010P	20	38	49.5	64.5	48	2.80
	SK50AD/B-HC32P-81	P2534002P	32	58.5	72	81	57	3.90

- ▶ Per le bussole di riduzione vedere pag. 28
- ▶ For applicable Hydraulic Chuck collet, please refer to pag. 28
- ▶ Chiave in dotazione (NON FORNIBILE come ricambio).
- ▶ Wrench included (NOT SOLD separately).
- ▶ La versione "Power E Hydro" è utilizzabile in operazioni di fresatura.
- ▶ The "Power E Hydro" version can be used for milling operations.

MANDRINI IDRAULICI (Corti e Rigidi)
HC

HYDRAULIC CHUCK (SHORT & RIGID)



DIN 69871 - SK	Tolleranza Cono Taper Accuracy AT3	Grado Bilanciatura G Value 2.5	Numero Giri RPM 25,000	Run-Out (3D) ≤3μm	TIPO Coolant System AD/B
-----------------------	--	--	--	------------------------------------	--

■ DIN 69871-SK

CONO		DESCRIZIONE	CODICE	d1	D1	D2	L	L2	Unità: mm	
TAPER No.	MODEL No.	EDP No.							PESO	WEIGHT (Kg)
40 NEW	SK40AD/B-HC12S-50	P2776651		12	32	42	50	37	1.00	
	SK40AD/B-HC20S-64.5	P2534001		20	37	49.5	64.5	42	1.26	
50	SK50AD/B-HC20S-64.5	P2756010		20	37	49.5	64.5	42	3.10	
	SK50AD/B-HC32S-81	P2534002		32	55	72	81	55	4.10	

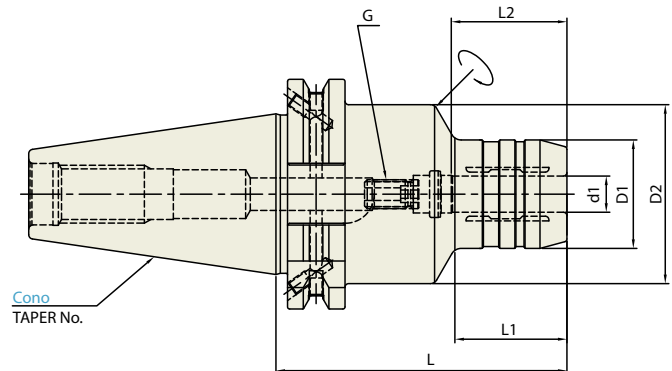
- ▶ Per le bussole di riduzione vedere pag. 28
- ▶ For applicable Hydraulic Chuck collet, please refer to pag. 28
- ▶ Chiave in dotazione (NON FORNIBILE come ricambio).
- ▶ Wrench included (NOT SOLD separately).

- HYDRAULIC CHUCK
- IDRAULICI
- SHRINK FIT HOLDER
- CALETTAMENTO TERMICO
- ER COLLET CHUCK
- PORTA PINZE "ER"
- END MILL HOLDER
- WELDON
- SHELL MILL ARBOR
- PORTA FRESE
- POWER MILLING CHUCK
- FORTE SERRAGGIO
- MORSE TAPER ARBOR
- CONO MORSE
- SK SLIM CHUCK
- SK SLIM
- SYNCHRO TAPPING CHUCK
- SYNCHRO PER MASCHIATURA
- TAPPING ER CHUCK
- PORTA PINZE "ER" PER MASCHIATURA
- TAPPING CHUCK
- MASCHIATURA
- NC DRILL CHUCK
- PORTA PUNTE INTEGRALI
- PULL STUD
- TIRANTI

MANDRINI IDRAULICI (SLIM)

HC

HYDRAULIC CHUCK (SLIM)



DIN 69871 - SK	Tolleranza Cono Taper Accuracy AT3	Grado Bilanciatura G Value 2.5	Numero Giri RPM 25,000	Run-Out (3D) ≤3µm	TIPO Coolant System AD/B
-----------------------	--	--	----------------------------------	-----------------------------	------------------------------------

■ **DIN 69871-SK**

Unità: mm

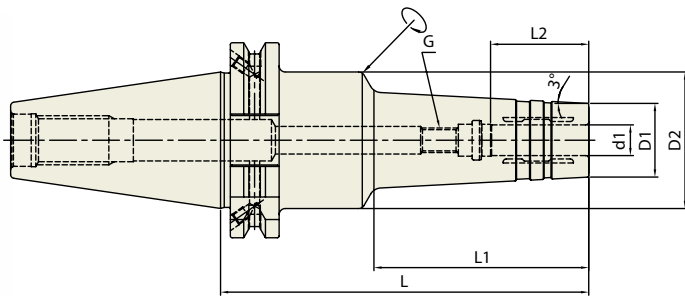
CONO TAPER No.	DESCRIZIONE MODEL No.	CODICE EDP No.	d1	D1	D2	L	L1	L2	G	PESO WEIGHT (Kg)
40	SK40AD/B-HC6-80.5	P2554017	6	26	49.5	80.5	30	27	M5×0.8	1.31
	SK40AD/B-HC6-110	P2554016	6	26	49.5	110	29.5	27	M5×0.8	1.76
	SK40AD/B-HC8-80.5	P2554025	8	28	49.5	80.5	30	27	M6×1.0	1.34
	SK40AD/B-HC10-80.5	P2554004	10	30	49.5	80.5	31	32	M8×1.0	1.34
	SK40AD/B-HC10-110	P2554009	10	30	49.5	110	31	32	M8×1.0	1.76
	SK40AD/B-HC12-80.5	P2554011	12	32	49.5	80.5	31.5	37	M10×1.0	1.34
	SK40AD/B-HC12-110	P2554010	12	32	49.5	110	31.5	37	M10×1.0	1.76
	SK40AD/B-HC16-80.5	P2554013	16	38	49.5	80.5	33	42	M12×1.0	1.34
	SK40AD/B-HC16-110	P2554012	16	38	49.5	110	33	42	M12×1.0	1.76
	SK40AD/B-HC20-80.5	P2554015	20	42	49.5	80.5	34	42	M16×1.0	1.35
50	NEW SK40AD/B-HC20-110	P2554014	20	42	49.5	110	34	42	M16×1.0	1.78
	NEW SK40AD/B-HC25-80.5	P2770103	25	55	66	80.5	22	48	M16×1.0	1.75
	NEW SK50AD/B-HC6-80.5	P2770104	6	26	49.5	80.5	30	27	M5×0.8	3.00
	NEW SK50AD/B-HC8-80.5	P2770116	8	28	49.5	80.5	30	27	M6×1.0	3.00
	NEW SK50AD/B-HC10-80.5	P2770106	10	30	49.5	80.5	32	32	M8×1.0	3.00
	NEW SK50AD/B-HC12-80.5	P2770118	12	32	49.5	80.5	35	37	M10×1.0	3.05
	NEW SK50AD/B-HC16-80.5	P2770108	16	38	49.5	80.5	40	42	M12×1.0	3.10
	NEW SK50AD/B-HC20-80.5	P2770119	20	42	49.5	80.5	40	42	M16×1.0	3.15

- ▶ Per le bussole di riduzione vedere pag. 28
- ▶ For applicable Hydraulic Chuck collet, please refer to pag. 28
- ▶ Chiave in dotazione (NON FORNIBILE come ricambio).
- ▶ Wrench included (NOT SOLD separately).

MANDRINI IDRAULICI (PER STAMPI)

HMC

HYDRAULIC CHUCK (FOR MOLD AND DIE)


■ DIN 69871-SK

DIN 69871 - SK	Tolleranza Cono Taper Accuracy AT3	Grado Bilanciatura G Value 2.5	Numero Giri RPM 25,000	Run-Out (3D) ≤3μm	TIPO Coolant System AD/B
--------------------------	--	--	--	------------------------------------	--

CONO		DESCRIZIONE	CODICE	d1	D1	D2	L	L1	L2	G	PESO
TAPER No.	MODEL No.	EDP No.									WEIGHT (Kg)
40	SK40AD/B-HMC6-120	P2770701		6	20	49.5	120	70	27	M5×0.8	1.40
	SK40AD/B-HMC6-150	P2770702		6	20	49.5	150	100	27	M5×0.8	1.65
	SK40AD/B-HMC8-120	P2770703		8	22	49.5	120	70	27	M6×1.0	1.40
	SK40AD/B-HMC8-150	P2770704		8	22	49.5	150	100	27	M6×1.0	1.65
	SK40AD/B-HMC10-120	P2770705		10	24	44.5	120	70	32	M8×1.0	1.40
	SK40AD/B-HMC10-150	P2770706		10	24	44.5	150	100	32	M8×1.0	1.65
	SK40AD/B-HMC12-120	P2770707		12	25	44.5	120	70	37	M10×1.0	1.40
	SK40AD/B-HMC12-150	P2770708		12	25	44.5	150	100	37	M10×1.0	1.65
	SK40AD/B-HMC20-120	P2770711		20	34	49.5	120	70	42	M16×1.0	1.50
	SK40AD/B-HMC20-150	P2770712		20	34	49.5	150	100	42	M16×1.0	1.70

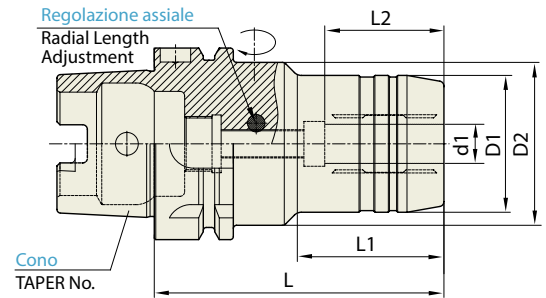
- ▶ Per le bussole di riduzione vedere pag. 28
- ▶ For applicable Hydraulic Chuck collet, please refer to pag. 28
- ▶ Chiave in dotazione (NON FORNIBILE come ricambio).
- ▶ Wrench included (NOT SOLD separately).

- HYDRAULIC CHUCK
- IDRAULICI
- SHRINK FIT HOLDER
- CALETTAMENTO TERMICO
- ER COLLET CHUCK
- PORTA PINZE "ER"
- END MILL HOLDER
- WELDON
- SHELL MILL ARBOR
- PORTA FRESE
- POWER MILLING CHUCK
- FORTE SERRAGGIO
- MORSE TAPER ARBOR
- CONO MORSE
- SK SLIM CHUCK
- SK SLIM
- SYNCHRO TAPPING CHUCK
- SYNCHRO PER MASCHIATURA
- TAPPING ER CHUCK
- PORTA PINZE "ER" PER MASCHIATURA
- TAPPING CHUCK
- MASCHIATURA
- NC DRILL CHUCK
- PORTA PUNTE INTEGRALI
- PULL STUD
- TIRANTI

MANDRINI IDRAULICI - Con regolazione assiale

HCR

HYDRAULIC CHUCK (RADIAL TOOL LENGTH PRE-SETTING TYPE)



■ DIN 69893/ISO 12164-1-HSK FORM A

DIN 69893 - HSK	Tolleranza Cono Taper Accuracy AT3	Grado Bilanciatura G Value 2.5	Numero Giri RPM 25,000	Run-Out (3D) ≤3μm	TIPO Coolant System AD
------------------------	--	--	----------------------------------	-----------------------------	----------------------------------

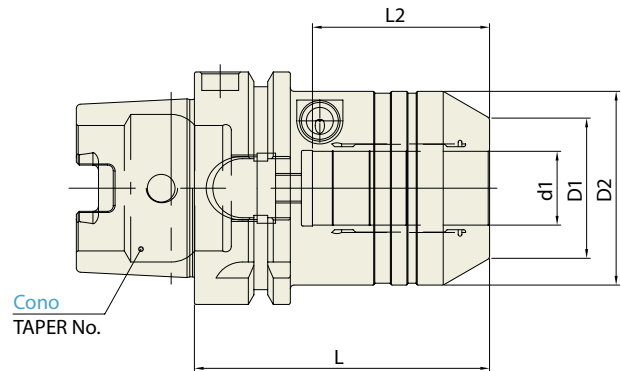
Unità: mm

CONO TAPER No.	DESCRIZIONE MODEL No.	CODICE EDP No.	d1	D1	D2	L	L1	L2	PESO WEIGHT (Kg)
63A NEW	HSK63A-HCR6-80	P2770205	6	26	50	80	33	27	0.96
	HSK63A-HCR20-100	P2567012	20	42	50	100	51	42	1.22
100A NEW	HSK100A-HCR32-120	P2770231	32	64	75	120	63.5	55	4.60

- ▶ Per le bussole di riduzione vedere pag. 28
- ▶ For applicable Hydraulic Chuck collet, please refer to pag. 28
- ▶ Chiave in dotazione (NON FORNIBILE come ricambio).
- ▶ Wrench included (NOT SOLD separately).

MANDRINI IDRAULICI (Power E Hydro)
HCP

HYDRAULIC CHUCK (POWER E HYDRO)


■ DIN 69893/ISO 12164-1-HSK FORM A

DIN 69893 - HSK	Tolleranza Cono Taper Accuracy AT3	Grado Bilanciatura G Value 2.5	Numero Giri RPM 25,000	Run-Out (3D) ≤3μm	TIPO Coolant System AD
---------------------------	--	--	--	------------------------------------	--

CONO	DESCRIZIONE	CODICE	d1	D1	D2	L	L2	PESO	
TAPER No.	MODEL No.	EDP No.							WEIGHT (Kg)
63A NEW	HSK63A-HC12P-80	P2770302P	12	32	42	80	41	1.20	
	HSK63A-HC20P-80	P2770301P	20	38	52.5	80	48	1.30	
100A	HSK100A-HC20P-90	P2770303P	20	38	52.5	90	48	2.80	

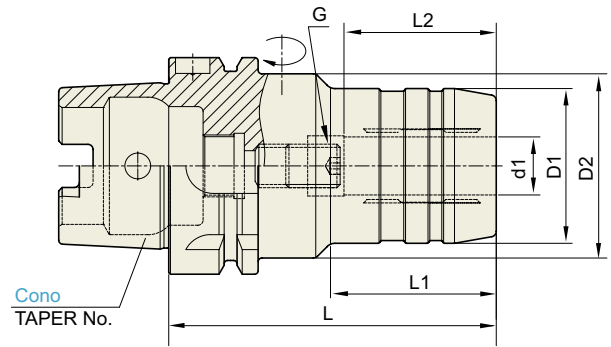
- ▶ Per le bussole di riduzione vedere pag. 28
- ▶ For applicable Hydraulic Chuck collet, please refer to pag. 28
- ▶ Chiave in dotazione (NON FORNIBILE come ricambio).
- ▶ Wrench included (NOT SOLD separately).
- ▶ La versione "Power E Hydro" è utilizzabile in operazioni di fresatura.
- ▶ The "Power E Hydro" version can be used for milling operations.

- HYDRAULIC CHUCK
- IDRAULICI
- SHRINK FIT HOLDER
- CALETTAMENTO TERMICO
- ER COLLET CHUCK
- PORTA PINZE "ER"
- END MILL HOLDER
- WELDON
- SHELL MILL ARBOR
- PORTA FRESE
- POWER MILLING CHUCK
- FORTE SERRAGGIO
- MORSE TAPER ARBOR
- CONO MORSE
- SK SLIM CHUCK
- SK SLIM
- SYNCHRO TAPPING CHUCK
- SYNCHRO PER MASCHIATURA
- TAPPING ER CHUCK
- PORTA PINZE "ER" PER MASCHIATURA
- TAPPING CHUCK
- MASCHIATURA
- NC DRILL CHUCK
- PORTA PUNTE INTEGRALI
- PULL STUD
- TIRANTI

MANDRINI IDRAULICI (SLIM)

HC

HYDRAULIC CHUCK (SLIM)



DIN 69893 - HSK	Tolleranza Cono Taper Accuracy AT3	Grado Bilanciatura G Value 2.5	Numero Giri RPM 25,000	Run-Out (3D) ≤3µm	TIPO Coolant System AD
------------------------	--	--	----------------------------------	-----------------------------	----------------------------------

■ **DIN 69893/ISO 12164-1-HSK FORM A**

Unità: mm

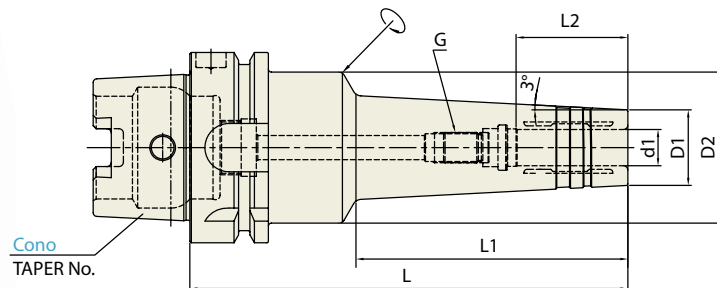
CONO TAPER No.	DESCRIZIONE MODEL No.	CODICE EDP No.	d1	D1	D2	L	L1	L2	G	PESO WEIGHT (Kg)
63A	HSK63A-HC6-70	P2567001	6	26	50	70	24	27	M5×0.8	0.53
	HSK63A-HC8-70	P2567002	8	28	50	70	25	27	M6×1.0	0.55
	HSK63A-HC10-80	P2567003	10	30	50	80	35	32	M8×1.0	1.00
	HSK63A-HC12-85	P2567004	12	32	50	85	40	37	M10×1.0	1.03
	HSK63A-HC14-85	P2567005	14	34	50	85	40	37	M10×1.0	1.05
	HSK63A-HC16-90	P2567006	16	38	50	90	46	42	M12×1.0	1.15
	NEW HSK63A-HC18-90	P2567007	18	40	50	90	47	42	M12×1.0	1.15
	NEW HSK63A-HC20-90	P2567008	20	42	50	90	48	42	M16×1.0	1.20
63F	NEW HSK63F-HC20-85	P2770461	20	42	50	85	46	42	M12×1.0	1.20
100A	HSK100A-HC12-95	P2770410	12	32	50	95	47	37	M10×1.0	3.40
	HSK100A-HC14-95	P2770423	14	34	50	95	47	37	M10×1.0	3.40
	HSK100A-HC16-100	P2770411	16	38	50	100	53	42	M12×1.0	3.50
	HSK100A-HC20-105	P2757010	20	42	50	105	59	42	M16×1.0	4.00
	HSK100A-HC32-110	P2757020	32	64	75	110	62	55	M16×1.0	4.30

- ▶ Per le bussole di riduzione vedere pag. 28
- ▶ For applicable Hydraulic Chuck collet, please refer to pag. 28
- ▶ Chiave in dotazione (NON FORNIBILE come ricambio).
- ▶ Wrench included (NOT SOLD separately).

MANDRINI IDRAULICI (PER STAMPI)

HMC

HYDRAULIC CHUCK (FOR MOLD AND DIE)


■ DIN 69893/ISO 12164-1-HSK FORM A

DIN 69893 - HSK	Tolleranza Cono Taper Accuracy AT3	Grado Bilanciatura G Value 2.5	Numero Giri RPM 25,000	Run-Out (3D) ≤3μm	TIPO Coolant System AD
---------------------------	--	--	--	------------------------------------	--

CONO	DESCRIZIONE	CODICE	d1	D1	D2	L	L1	L2	G	PESO	
TAPER No.	MODEL No.	EDP No.									WEIGHT (Kg)
63A	HSK63A-HMC6-145	P2770801	6	20	50	145	90	27	M5×0.8	1.40	
	HSK63A-HMC8-145	P2770802	8	22	50	145	90	27	M6×1.0	1.40	
	HSK63A-HMC10-145	P2770803	10	24	50	145	90	32	M8×1.0	1.40	
	HSK63A-HMC12-145	P2770804	12	25	50	145	90	37	M10×1.0	1.40	
	HSK63A-HMC20-145	P2770806	20	34	50	145	90	42	M16×1.0	1.50	
100A	HSK100A-HMC12-150	P2770809	12	25	50	150	90	37	M10×1.0	4.50	

Unità: mm

- ▶ Per le bussole di riduzione vedere pag. 28
- ▶ For applicable Hydraulic Chuck collet, please refer to pag. 28
- ▶ Chiave in dotazione (NON FORNIBILE come ricambio).
- ▶ Wrench included (NOT SOLD separately).

HYDRAULIC CHUCK

IDRAULICI

SHRINK FIT HOLDER

CALETTAMENTO TERMICO

ER COLLET CHUCK

PORTA PINZE "ER"

END MILL HOLDER

WELDON

SHELL MILL ARBOR

PORTA FRESE

POWER MILLING CHUCK

FORTE SERRAGGIO

MORSE TAPER ARBOR

CONO MORSE

SK SLIM CHUCK

SK SLIM

SYNCHRO TAPPING CHUCK

SYNCHRO PER MASCHIATURA

TAPPING ER CHUCK

PORTA PINZE "ER" PER MASCHIATURA

TAPPING CHUCK

MASCHIATURA

NC DRILL CHUCK

PORTA PUNTE INTEGRALI

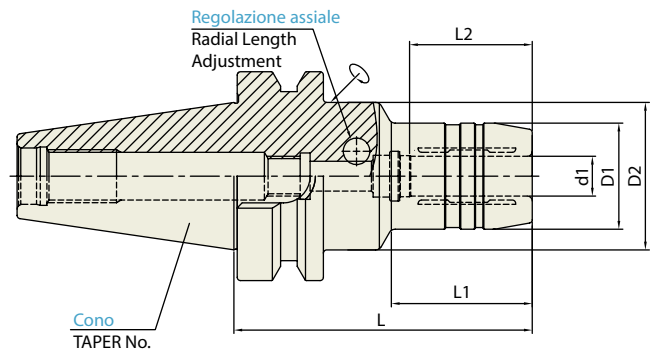
PULL STUD

TIRANTI

MANDRINI IDRAULICI - Con regolazione assiale

HCR

HYDRAULIC CHUCK (RADIAL TOOL LENGTH PRE-SETTING TYPE)



■ **JIS B6339/MAS 403-BT**

JIS B6339 - BT	Tolleranza Cono Taper Accuracy AT3	Grado Bilanciatura G Value 2.5	Numero Giri RPM 25,000	Run-Out (3D) ≤3μm	TIPO Coolant System AD/B
-----------------------	--	--	----------------------------------	-----------------------------	------------------------------------

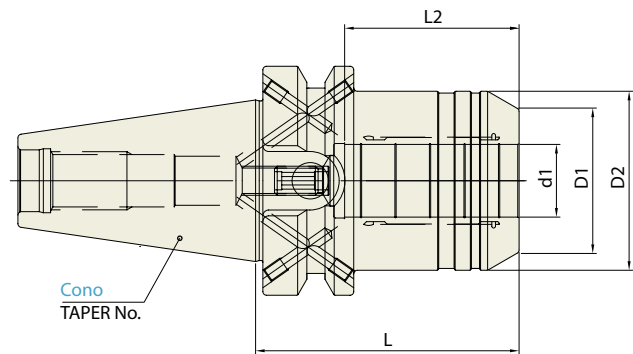
Unità: mm

CONO TAPER No.	DESCRIZIONE MODEL No.	CODICE EDP No.	d1	D1	D2	L	L1	L2	PESO WEIGHT (Kg)
40	BT40AD/B-HCR20-90	P2554008	20	42	44.5	90	47.5	42	1.60

- ▶ Per le bussole di riduzione vedere pag. 28
- ▶ For applicable Hydraulic Chuck collet, please refer to pag. 28
- ▶ Chiave in dotazione (NON FORNIBILE come ricambio).
- ▶ Wrench included (NOT SOLD separately).

MANDRINI IDRAULICI (Power E Hydro)
HCP

HYDRAULIC CHUCK (POWER E HYDRO)


JIS B6339/MAS 403-BT

JIS B6339 - BT	Tolleranza Cono Taper Accuracy AT3	Grado Bilanciatura G Value 2.5	Numero Giri RPM 25,000	Run-Out (3D) ≤3μm	TIPO Coolant System AD/B
--------------------------	--	--	--	------------------------------------	--

CONO	DESCRIZIONE	CODICE	d1	D1	D2	L	L2	PESO
TAPER No.	MODEL No.	EDP No.						WEIGHT (Kg)
30 NEW	BT30AD/B-HC20P-90	P2776602P	20	38	42	90	48	0.90
40 NEW	BT40AD/B-HC12P-58	P2776601P	12	32	42	58	41	1.10
	BT40AD/B-HC20P-72.5	P2554001P	20	38	49.25	72.5	48	1.40
50	BT50AD/B-HC20P-83.5	P2755010P	20	38	49.25	83.5	48	3.90
	BT50AD/B-HC32P-90	P2558001P	32	58.5	72	90	57	4.60

Unità: mm

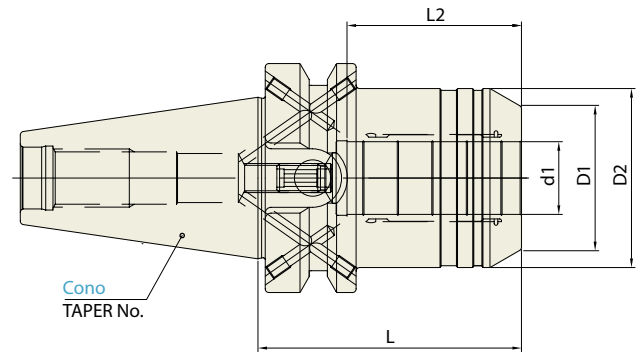
- ▶ Per le bussole di riduzione vedere pag. 28
- ▶ For applicable Hydraulic Chuck collet, please refer to pag. 28
- ▶ Chiave in dotazione (NON FORNIBILE come ricambio).
- ▶ Wrench included (NOT SOLD separately).
- ▶ La versione "Power E Hydro" è utilizzabile in operazioni di fresatura.
- ▶ The "Power E Hydro" version can be used for milling operations.

 HYDRAULIC CHUCK
 IDRAULICI
 SHRINK FIT HOLDER
 CALETTAMENTO TERMICO
 ER COLLET CHUCK
 PORTA PINZE "ER"
 END MILL HOLDER
 WELDON
 SHELL MILL ARBOR
 PORTA FRESE
 POWER MILLING CHUCK
 FORTE SERRAGGIO
 MORSE TAPER ARBOR
 CONO MORSE
 SK SLIM CHUCK
 SK SLIM
 SYNCHRO TAPPING CHUCK
 SYNCHRO PER MASCHIATURA
 TAPPING ER CHUCK
 PORTA PINZE "ER" PER MASCHIATURA
 TAPPING CHUCK
 MASCHIATURA
 NC DRILL CHUCK
 PORTA PUNTE INTEGRALI
 PULL STUD
 TIRANTI

MANDRINI IDRAULICI (Corti e Rigidi)

HC

HYDRAULIC CHUCK (SHORT & RIGID)



■ **JIS B6339/MAS 403-BT**

JIS B6339 - BT	Tolleranza Cono Taper Accuracy AT3	Grado Bilanciatura G Value 2.5	Numero Giri RPM 25,000	Run-Out (3D) ≤3μm	TIPO Coolant System AD/B
-----------------------	--	--	--	------------------------------------	--

Unità: mm

CONO	DESCRIZIONE	CODICE	d1	D1	D2	L	L2	PESO
TAPER No.	MODEL No.	EDP No.						WEIGHT (Kg)
40	BT40AD/B-HC20S-72.5	P2554001	20	38	49.5	72.5	42	1.40
50	BT50AD/B-HC20S-90	P2755010	20	37	49.5	90	42	3.85
	BT50AD/B-HC32S-90	P2755020	32	55	72	90	55	4.53

- ▶ Per le bussole di riduzione vedere pag. 28
- ▶ For applicable Hydraulic Chuck collet, please refer to pag. 28
- ▶ Chiave in dotazione (NON FORNIBILE come ricambio).
- ▶ Wrench included (NOT SOLD separately).

MANDRINI IDRAULICI (SLIM)
HC

HYDRAULIC CHUCK (SLIM)

HYDRAULIC CHUCK

IDRAULICI

SHRINK FIT HOLDER

CALETTAMENTO TERMICO

ER COLLET CHUCK

PORTA PINZE "ER"

END MILL HOLDER

WELDON

SHELL MILL ARBOR

PORTA FRESE

POWER MILLING CHUCK

FORTE SERRAGGIO

MORSE TAPER ARBOR

CONO MORSE

SK SLIM CHUCK

SK SLIM

SYNCHRO TAPPING CHUCK

SYNCHRO PER MASCHIATURA

TAPPING ER CHUCK

PORTA PINZE "ER" PER MASCHIATURA

TAPPING CHUCK

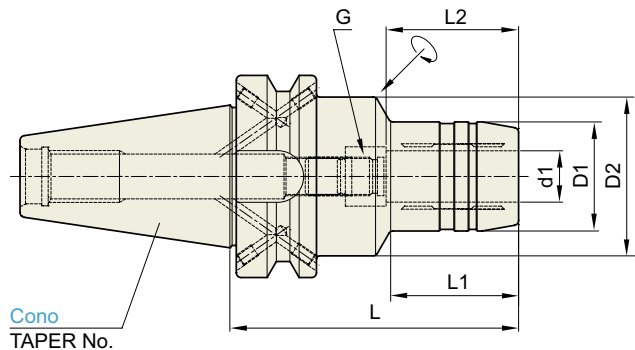
MASCHIATURA

NC DRILL CHUCK

PORTA PUNTE INTEGRALI

PULL STUD

TIRANTI



JIS B6339 - BT	Tolleranza Cono Taper Accuracy AT3	Grado Bilanciatura G Value 2.5	Numero Giri RPM 25,000	Run-Out (3D) ≤3μm	TIPO Coolant System AD/B
-----------------------	--	--	----------------------------------	-----------------------------	------------------------------------

JIS B6339/MAS 403-BT

CONO		DESCRIZIONE	CODICE	d1	D1	D2	L	L1	L2	G	Unità: mm	
TAPER No.	MODEL No.	EDP No.									PESO	WEIGHT (Kg)
40	BT40AD/B-HC6-90	P2554003		6	26	44.5	90	43	27	M5×0.8	1.30	
	BT40AD/B-HC8-90	P2554021		8	28	44.5	90	44.5	27	M6×1.0	1.30	
	BT40AD/B-HC10-90	P2554005		10	30	44.5	90	44.5	32	M8×1.0	1.35	
	BT40AD/B-HC12-90	P2554002		12	32	44.5	90	44.5	37	M10×1.0	1.35	
	BT40AD/B-HC16-90	P2554006		16	38	44.5	90	47.5	42	M12×1.0	1.40	
	BT40AD/B-HC20-90	P2554007		20	42	44.5	90	47.5	42	M16×1.0	1.50	
	NEW BT40AD/B-HC25-100	P2770641		25	50	60	100	47.5	48	M16×1.0	1.70	
	NEW BT40AD/B-HC32-105	P2770612		32	60	-	105	-	55	M16×1.0	2.10	

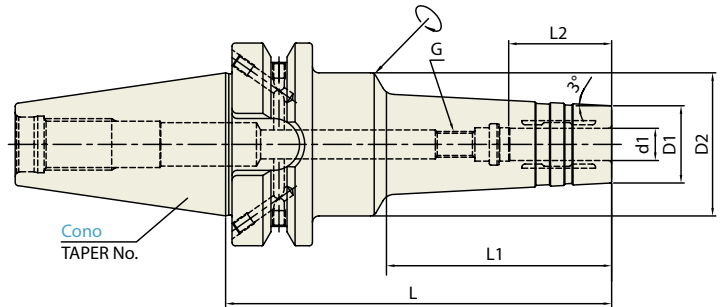
- ▶ Per le bussole di riduzione vedere pag. 28
- ▶ For applicable Hydraulic Chuck collet, please refer to pag. 28
- ▶ Chiave in dotazione (NON FORNIBILE come ricambio).
- ▶ Wrench included (NOT SOLD separately).

MANDRINI IDRAULICI (PER STAMPI)



HMC

HYDRAULIC CHUCK (FOR MOLD AND DIE)



JIS B6339 - BT	Tolleranza Cono Taper Accuracy AT3	Grado Bilanciatura G Value 2.5	Numero Giri RPM 25,000	Run-Out (3D) ≤3μm	TIPO Coolant System AD/B
-----------------------	--	--	--	------------------------------------	--

■ **JIS B6339/MAS 403-BT**

Unità: mm

CONO	DESCRIZIONE	CODICE	d1	D1	D2	L	L1	L2	G	PESO
TAPER No.	MODEL No.	EDP No.								WEIGHT (Kg)
40	BT40AD/B-HMC6-120	P2770903	6	20	44.5	120	70	27	M5×0.8	1.40
	BT40AD/B-HMC8-150	P2770906	8	22	44.5	150	100	27	M6×1.0	1.65
	BT40AD/B-HMC12-120	P2770901	12	25	44.5	120	70	37	M10×1.0	1.40
	BT40AD/B-HMC12-150	P2770909	12	25	44.5	150	100	37	M10×1.0	1.65
	BT40AD/B-HMC20-150	P2770912	20	34	46.9	150	123	42	M16×1.0	1.80

- ▶ Per le bussole di riduzione vedere pag. 28
- ▶ For applicable Hydraulic Chuck collet, please refer to pag. 28
- ▶ Chiave in dotazione (NON FORNIBILE come ricambio).
- ▶ Wrench included (NOT SOLD separately).

SET MANDRINI IDRAULICI POWER HYDRO

HCS

HYDRAULIC CHUCK SET



Unità: mm

CONO	DESCRIZIONE	CODICE	BUSSOLE DI RIDUZIONE	CHIAVE
TAPER No.	MODEL No.	EDP No.	REDUCTION SLEEVE	WRENCH
HCSS40-20	SK40AD/B-HC20P-64.5	P2770971	HK20-6.8.10.12.16 (5pcs)	φ5mm
HCSB40-20	BT40AD/B-HC20P-72.5	P2770972	HK20-6.8.10.12.16 (5pcs)	φ5mm
HCSH40-20	HSK63A-HC20P-80	P2770973	HK20-6.8.10.12.16 (5pcs)	φ5mm

HYDRAULIC CHUCK

IDRAULICI

SHRINK FIT HOLDER

CALETTAMENTO TERMICO

ER COLLET CHUCK

PORTA PINZE "ER"

END MILL HOLDER

WELDON

SHELL MILL ARBOR

PORTA FRESE

POWER MILLING CHUCK

FORTE SERRAGGIO

MORSE TAPER ARBOR

CONO MORSE

SK SLIM CHUCK

SK SLIM

SYNCHRO TAPPING CHUCK

SYNCHRO PER MASCHIATURA

TAPPING ER CHUCK

PORTA PINZE "ER" PER MASCHIATURA

TAPPING CHUCK

MASCHIATURA

NC DRILL CHUCK

PORTA PUNTE INTEGRALI

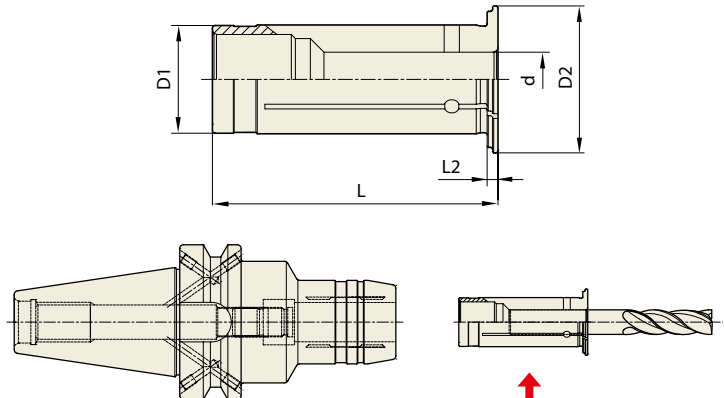
PULL STUD

TIRANTI

PINZE CILINDRICHE - Tenuta stagna fino 20 BAR

HK

HYDRAULIC CHUCK COLLET (REDUCTION SLEEVE: OPEN TYPE)



Pinza mandrino idraulico
Hydraulic Chuck collet

Unità: mm

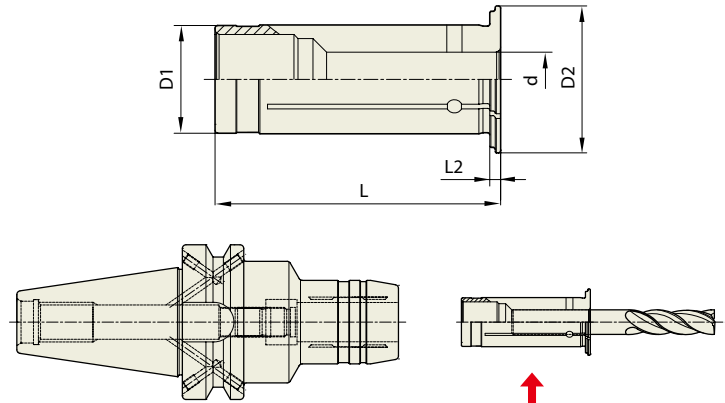
DESCRIZIONE	CODICE	d	D1	D2	L	L2	
MODEL No.	EDP No.						
HK12	3	P2569022	3	12	19	47	2
	4	P2569023	4	12	19	47	2
	6	P2569025	6	12	19	47	2
	8	P2569026	8	12	19	47	2
HK20	3	P2569001	3	20	27	52.5	2
	4	P2569002	4	20	27	52.5	2
	5	P2569003	5	20	27	52.5	2
	6	P2569004	6	20	27	52.5	2
	8	P2569005	8	20	27	52.5	2
	10	P2569006	10	20	27	52.5	2
	12	P2569007	12	20	27	52.5	2
	14	P2569008	14	20	27	52.5	2
HK32	6	P2569010	6	32	39	63.5	3
	8	P2569011	8	32	39	63.5	3
	10	P2569012	10	32	39	63.5	3
	12	P2569013	12	32	39	63.5	3
	14	P2569014	14	32	39	63.5	3
	16	P2569015	16	32	39	63.5	3
	18	P2569016	18	32	39	63.5	3
	20	P2569017	20	32	39	63.5	3
	25	P2569018	25	32	39	63.5	3

- **Assemblaggio:** Posizionare l'utensile nella bussola e successivamente inserire la bussola con l'utensile nel mandrino.
- **Chucking Method:** Please assemble cutting tool with collet firstly, and then insert collet into Hydraulic Chuck.
- **Caratteristica:** La pinza è divisa in tre sezioni per garantire un diametro presa utensile più preciso e una maggiore forza di serraggio.
- **Feature:** HK Hydraulic Chuck collet (reduction sleeve) is cut into trisection by high precision cutting to guarantee precise I.D and strong clamping power.

PINZE CILINDRICHE - Tenuta stagna

HS

HYDRAULIC CHUCK COLLET (REDUCTION SLEEVE: CLOSED TYPE)


 ↑
Pinza mandrino idraulico
Hydraulic Chuck collet

Unità: mm

DESCRIZIONE	CODICE	d	D1	D2	L	L2	
MODEL No.	EDP No.						
HS12	3	P2771101	3	12	19	47	2
	4	P2771102	4	12	19	47	2
	5	P2771103	5	12	19	47	2
	6	P2771104	6	12	19	47	2
	8	P2771106	8	12	19	47	2
HS20	3	P2771107	3	20	27	52.5	2
	4	P2771108	4	20	27	52.5	2
	5	P2771109	5	20	27	52.5	2
	6	P2771110	6	20	27	52.5	2
	7	P2771111	7	20	27	52.5	2
	8	P2771112	8	20	27	52.5	2
	9	P2771113	9	20	27	52.5	2
	10	P2771114	10	20	27	52.5	2
	11	P2771115	11	20	27	52.5	2
	12	P2771116	12	20	27	52.5	2
	13	P2771117	13	20	27	52.5	2
14	P2771118	14	20	27	52.5	2	
15	P2771119	15	20	27	52.5	2	
16	P2771120	16	20	27	52.5	2	
17	P2771130	17	20	27	52.5	2	
HS32	6	P2771121	6	32	39	63.5	3
	8	P2771122	8	32	39	63.5	3
	10	P2771123	10	32	39	63.5	3
	12	P2771124	12	32	39	63.5	3
	14	P2771125	14	32	39	63.5	3
	16	P2771126	16	32	39	63.5	3
	18	P2771127	18	32	39	63.5	3
	20	P2771128	20	32	39	63.5	3
25	P2771129	25	32	39	63.5	3	

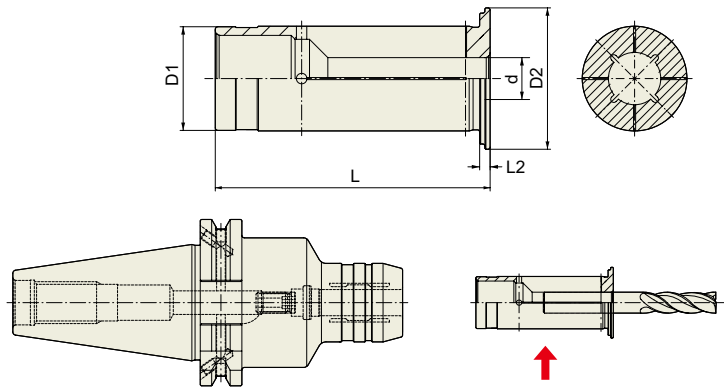
- ▶ **Assemblaggio:** Posizionare l'utensile nella bussola e successivamente inserire la bussola con l'utensile nel mandrino.
- ▶ **Chucking Method:** Please assemble cutting tool with collet firstly, and then insert collet into Hydraulic Chuck.
- ▶ **Caratteristica:** Pinze per mandrini idraulici "HS" sono realizzate con sistemi di alta precisione, ciò consente una elevata forza di serraggio.
- ▶ **Feature:** HS Hydraulic Chuck collet (reduction sleeve) is cut by high precision wire-cutting to guarantee precise I.D and strong clamping power.

 HYDRAULIC CHUCK
 IDRAULICI
 SHRINK FIT HOLDER
 CALETTAMENTO TERMICO
 ER COLLET CHUCK
 PORTA PINZE "ER"
 END MILL HOLDER
 WELDON
 SHELL MILL ARBOR
 PORTA FRESE
 POWER MILLING CHUCK
 FORTE SERRAGGIO
 MORSE TAPER ARBOR
 CONO MORSE
 SK SLIM CHUCK
 SK SLIM
 SYNCHRO TAPPING CHUCK
 SYNCHRO PER MASCHIATURA
 TAPPING ER CHUCK
 PORTA PINZE "ER" PER MASCHIATURA
 TAPPING CHUCK
 MASCHIATURA
 NC DRILL CHUCK
 PORTA PUNTE INTEGRALI
 PULL STUD
 TIRANTI

PINZE CILINDRICHE - Con canalini di refrigerazione fino 40 BAR

HF

HYDRAULIC CHUCK COLLET (REDUCTION SLEEVE: COOLANT FLUSH TYPE)



Pinza mandrino idraulico
Hydraulic Chuck collet

Unità: mm

DESCRIZIONE	CODICE	d	D1	D2	L	L2		
MODEL No.	EDP No.							
HF12	3	P2771201	3	12	19	47	2	
	4	P2771202	4	12	19	47	2	
	5	P2771203	5	12	19	47	2	
	6	P2771204	6	12	19	47	2	
	7	P2771205	7	12	19	47	2	
	8	P2771206	8	12	19	47	2	
	HF20	3	P2771207	3	20	27	52.5	2
		4	P2771208	4	20	27	52.5	2
5		P2771209	5	20	27	52.5	2	
6		P2771210	6	20	27	52.5	2	
7		P2771211	7	20	27	52.5	2	
8		P2771212	8	20	27	52.5	2	
9		P2771213	9	20	27	52.5	2	
10		P2771214	10	20	27	52.5	2	
11		P2771215	11	20	27	52.5	2	
12		P2771216	12	20	27	52.5	2	
13		P2771217	13	20	27	52.5	2	
14		P2771218	14	20	27	52.5	2	
15		P2771219	15	20	27	52.5	2	
16		P2771220	16	20	27	52.5	2	
HF32		6	P2771221	6	32	39	63.5	3
		8	P2771222	8	32	39	63.5	3
	10	P2771223	10	32	39	63.5	3	
	12	P2771224	12	32	39	63.5	3	
	14	P2771225	14	32	39	63.5	3	
	16	P2771226	16	32	39	63.5	3	
	18	P2771227	18	32	39	63.5	3	
	20	P2771228	20	32	39	63.5	3	
	25	P2771229	25	32	39	63.5	3	

- ▶ **Assemblaggio:** Posizionare l'utensile nella bussola e successivamente inserire la bussola con l'utensile nel mandrino.
- ▶ **Chucking Method:** Please assemble cutting tool with collet firstly, and then insert collet into Hydraulic Chuck.
- ▶ **Caratteristica:** La pinza è divisa in tre sezioni per garantire un diametro presa utensile più preciso e una maggiore forza di serraggio.
- ▶ **Feature:** HK Hydraulic Chuck collet (reduction sleeve) is cut into trisection by high precision cutting to guarantee precise I.D and strong clamping power.



MEMO

A series of horizontal dashed lines for writing, spanning the width of the page.

MANDRINI PER CALETTAMENTO TERMICO

• SHRINK FIT HOLDER



DIN 69871-SK

DIN 69893/ISO 12164-1-HSK

JIS B6339/MAS 403-BT/CBT

**PROLUNGA PER CALETTAMENTO TERMICO
SHRINK FIT HOLDER**

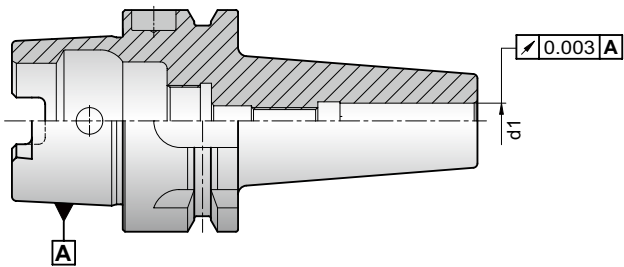


Alta precisione del foro d1

Run-out: ≤ 0.003 (mm)

High Precision I.D

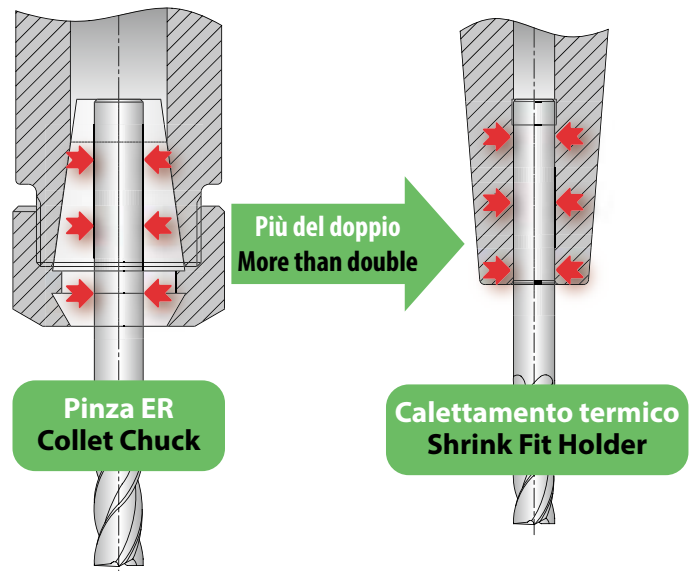
Run-out: ≤ 0.003 mm



- Accuratezza del foro 0.003 (mm)
- Less than 0.003mm of Tool Holder accuracy at I.D.

Grande forza di serraggio

Strong and Consistent Torque Power



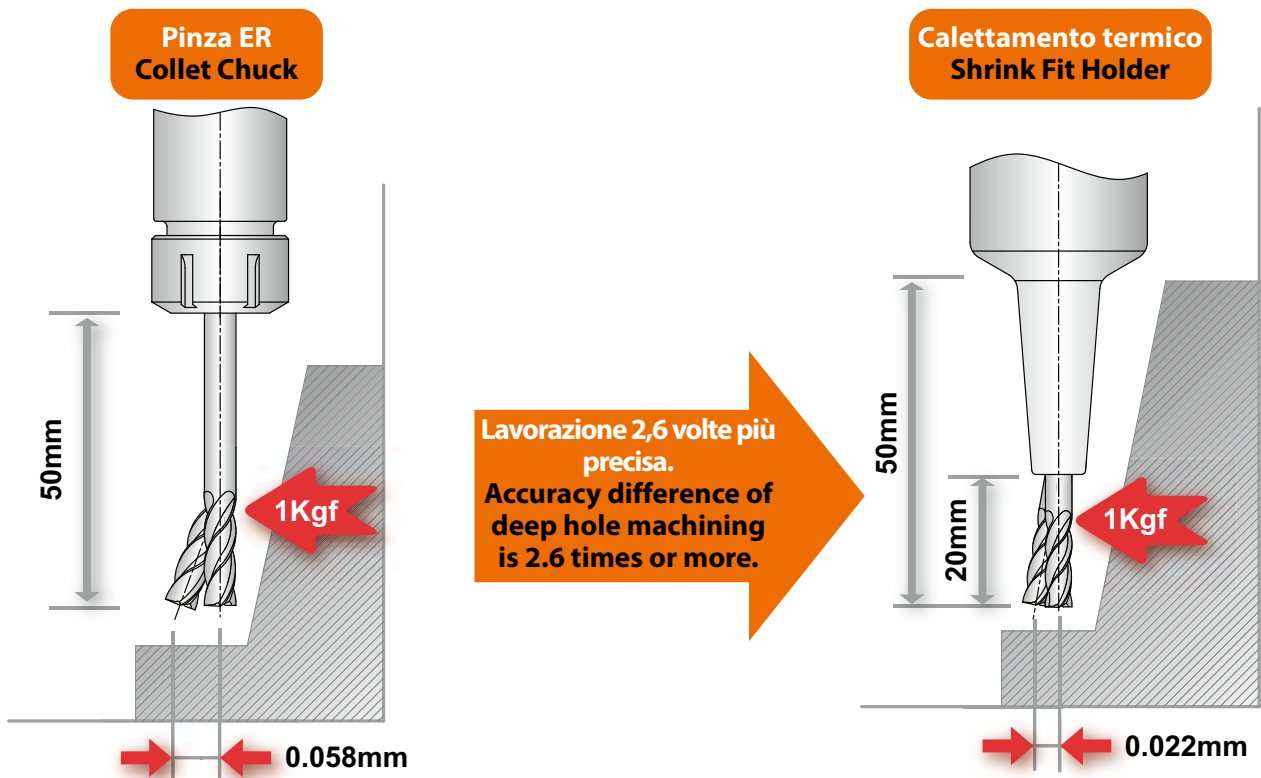
Pinza ER
Collet Chuck

Calettamento termico
Shrink Fit Holder

- Maggior forza di serraggio ottenuta grazie al contatto diretto tra l'utensile e mandrino.
- Achieving strong torque power by integration of chuck and tool.

Lavorazioni con sporgenze elevate

Deep hole Machining



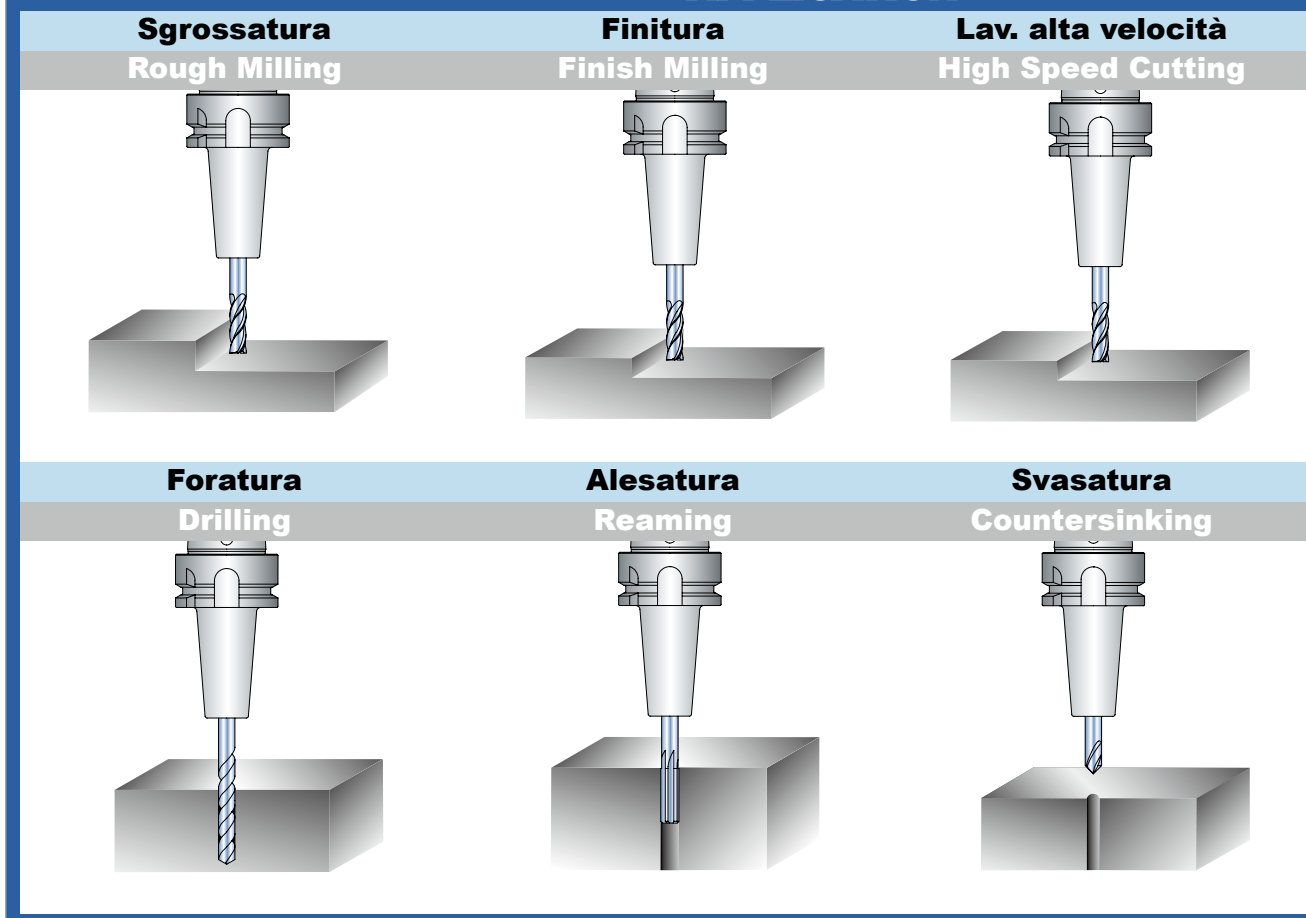
Pinza ER
Collet Chuck

Calettamento termico
Shrink Fit Holder

Lavorazione 2,6 volte più
precisa.
Accuracy difference of
deep hole machining
is 2.6 times or more.



APPLICAZIONI - APPLICATION



Tipo di attacco dell'utensile Shank Type of Cutting Tool

Attacco cilindrico consigliato - Straight shank



Attacco Weldon - One weldon flat shaft type



Materiale dell'utensile Material of Cutting Tool

UTENSILE
MD
CARBIDE
TOOL

UTENSILE
HSS
HSS
TOOL

OK

NO

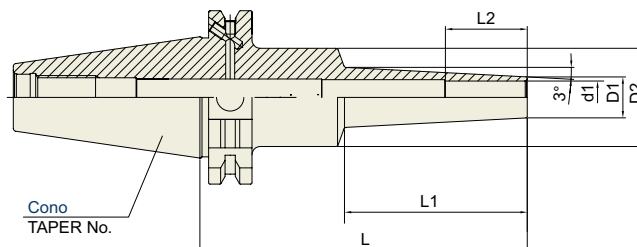
- I gambi con piano di bloccaggio Weldon sono utilizzabili, ma c'è la possibilità che il foro del mandrino si deformi.
- One Weldon flat shaft type tool is usable, but there is a possibility that the I.D of shrink fit holder may be deformed.

MANDRINO PER CALETTAMENTO TERMICO - Extra Slim



SFHS

SHRINK FIT HOLDER (EXTRA SLIM)



DIN 69871 - SK	Tolleranza Cono Taper Accuracy AT3	Grado Bilanciatura G Value 2.5	Numero Giri RPM 25,000	Run-Out (3D) ≤3µm	TIPO Coolant System AD/B
-----------------------	--	--	----------------------------------	-----------------------------	------------------------------------

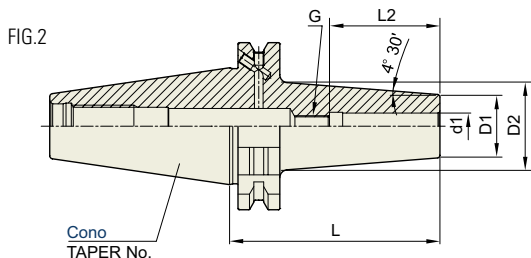
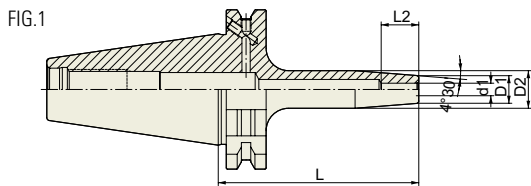
■ DIN 69871-SK

Unità: mm

CONO TAPER No.	DESCRIZIONE MODEL No.	CODICE EDP No.	d1	D1	D2	L	L1	L2	PESO WEIGHT (Kg)
40	SK40AD/B-SFHS3-95	P2771338S	3	6	26	95	42	9	0.89
	SK40AD/B-SFHS3-120	P2771339S	3	6	26	120	67	9	0.91
	SK40AD/B-SFHS4-95	P2771340S	4	7	26	95	42	12	0.90
	SK40AD/B-SFHS4-120	P2771341S	4	7	26	120	67	12	0.92
	SK40AD/B-SFHS6-95	P2771342S	6	9	26	95	42	18	0.90
	SK40AD/B-SFHS6-120	P2771343S	6	9	26	120	67	18	0.93
	SK40AD/B-SFHS8-95	P2771344S	8	11	36	95	42	24	0.90
	SK40AD/B-SFHS8-120	P2771345S	8	11	36	120	67	24	1.01
	SK40AD/B-SFHS10-95	P2771346S	10	13	36	95	42	30	0.91
	SK40AD/B-SFHS10-120	P2771347S	10	13	36	120	67	30	1.02
	SK40AD/B-SFHS12-95	P2771348S	12	15	36	95	42	30	0.99
	SK40AD/B-SFHS12-120	P2771349S	12	15	36	120	67	30	1.02

MANDRINO PER CALETTAMENTO TERMICO
SFH

SHRINK FIT HOLDER


■ DIN 69871-SK

DIN 69871 - SK	Tolleranza Cono Taper Accuracy AT3	Grado Bilanciatura G Value 2.5	Numero Giri RPM 25,000	Run-Out (3D) ≤3μm	TIPO Coolant System AD/B
--------------------------	--	--	--	------------------------------------	--

										Unità: mm
CONO	DESCRIZIONE	CODICE	d1	D1	D2	L	L2	G	FIG.	PESO
TAPER No.	MODEL No.	EDP No.								WEIGHT (Kg)
NEW	SK40AD/B-SFH3-80	P2771301	3	11	15	80	10	-	1	1.00
NEW	SK40AD/B-SFH4-80	P2771302	4	11	15	80	12	-	1	1.00
NEW	SK40AD/B-SFH5-80	P2771303	5	11	15	80	15	-	1	1.00
	SK40AD/B-SFH6-80	P2554058	6	21	27	80	36	M5x0.8	2	1.10
NEW	SK40AD/B-SFH6-160	P2771304	6	21	27	160	36	M5x0.8	2	1.15
NEW	SK40AD/B-SFH6-120	P2554057	6	21	27	120	36	M5x0.8	2	-
	SK40AD/B-SFH8-80	P2600009	8	21	27	80	36	M6x1.0	2	1.11
NEW	SK40AD/B-SFH8-160	P2771305	8	21	27	160	36	M6x1.0	2	1.15
	SK40AD/B-SFH10-80	P2554052	10	24	32	80	42	M8x1.0	2	1.10
NEW	SK40AD/B-SFH10-120	P2554051	10	24	32	120	42	M8x1.0	2	-
NEW	SK40AD/B-SFH10-160	P2771306	10	24	32	160	42	M8x1.0	2	1.15
	SK40AD/B-SFH12-80	P2600008	12	24	32	80	47	M10x1.0	2	1.10
NEW	SK40AD/B-SFH12-160	P2771307	12	24	32	160	47	M10x1.0	2	1.15
	SK40AD/B-SFH14-80	P2771319	14	27	34	80	47	M10x1.0	2	1.20
	SK40AD/B-SFH16-80	P2554054	16	27	34	80	50	M12x1.0	2	1.20
NEW	SK40AD/B-SFH16-160	P2554053	16	27	34	160	50	M12x1.0	2	1.50
NEW	SK40AD/B-SFH18-80	P2771321	18	33	42	80	50	M12x1.0	2	1.30
	SK40AD/B-SFH20-80	P2554056	20	33	42	80	52	M16x1.0	2	1.40
NEW	SK40AD/B-SFH20-160	P2554055	20	33	42	160	52	M16x1.0	2	1.70
NEW	SK40AD/B-SFH25-90	P2771323	25	44	53	90	58	M16x1.0	2	1.70
NEW	SK40AD/B-SFH25-160	P2771324	25	44	53	160	58	M16x1.0	2	2.00
NEW	SK50AD/B-SFH5-80	P2771327	5	11	15	100	15	-	1	1.50
NEW	SK50AD/B-SFH6-80	P2771328	6	21	27	80	36	M5x0.8	2	1.50
	SK50AD/B-SFH8-80	P2760010	8	21	27	80	36	M6x1.0	2	1.50
	SK50AD/B-SFH8-160	P2760015	8	21	27	160	36	M6x1.0	2	2.00
	SK50AD/B-SFH10-80	P2761010	10	24	32	80	42	M8x1.0	2	1.50
	SK50AD/B-SFH10-160	P2761015	10	24	32	160	42	M8x1.0	2	2.00
	SK50AD/B-SFH12-80	P2762010	12	24	32	80	47	M10x1.0	2	1.50
	SK50AD/B-SFH12-160	P2762015	12	24	32	160	47	M10x1.0	2	2.00
	SK50AD/B-SFH14-80	P2763010	14	27	34	80	47	M10x1.0	2	1.60
	SK50AD/B-SFH14-160	P2763015	14	27	34	160	47	M10x1.0	2	2.10
	SK50AD/B-SFH16-80	P2764010	16	27	34	80	50	M12x1.0	2	1.60
	SK50AD/B-SFH16-160	P2764015	16	27	34	160	50	M12x1.0	2	2.10
	SK50AD/B-SFH18-80	P2765010	18	33	42	80	50	M12x1.0	2	1.60
	SK50AD/B-SFH18-160	P2765015	18	33	42	160	50	M12x1.0	2	2.00
	SK50AD/B-SFH20-80	P2766010	20	33	42	80	52	M16x1.0	2	1.80
	SK50AD/B-SFH20-160	P2766015	20	33	42	160	52	M16x1.0	2	2.20

- ▶ Senza vite di bilanciamento.
- ▶ Without balancing screw.

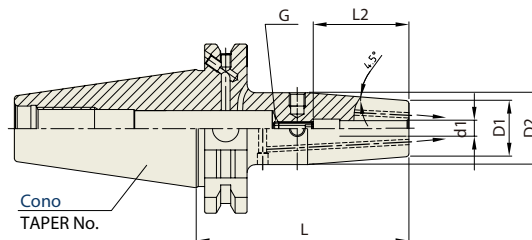
 HYDRAULIC CHUCK
 IDRAULICI
 SHRINK FIT HOLDER
 CALETTAMENTO TERMICO
 ER COLLET CHUCK
 PORTA PINZE "ER"
 END MILL HOLDER
 WELDON
 SHELL MILL ARBOR
 PORTA FRESE
 POWER MILLING CHUCK
 FORTE SERRAGGIO
 MORSE TAPER ARBOR
 CONO MORSE
 SK SLIM CHUCK
 SK SLIM
 SYNCHRO TAPPING CHUCK
 SYNCHRO PER MASCHIATURA
 TAPPING ER CHUCK
 PORTA PINZE "ER" PER MASCHIATURA
 TAPPING CHUCK
 MASCHIATURA
 NC DRILL CHUCK
 PORTA PUNTE INTEGRALI
 PULL STUD
 TIRANTI

MANDRINO PER CALETTAMENTO TERMICO



SFH

SHRINK FIT HOLDER (COOLANT CHANNEL)



DIN 69871 - SK	Tolleranza Cono Taper Accuracy AT3	Grado Bilanciatura G Value 2.5	Numero Giri RPM 25,000	Run-Out (3D) ≤3µm	TIPO Coolant System AD/B+C
-----------------------	--	--	----------------------------------	-----------------------------	--------------------------------------

■ DIN 69871-SK

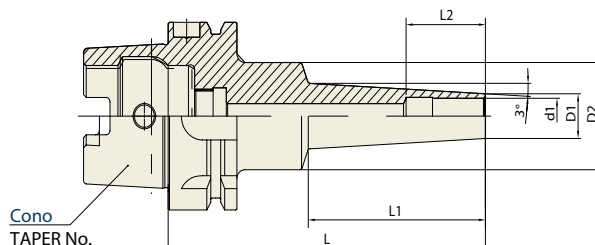
Unità: mm

CONO TAPER No.	DESCRIZIONE MODEL No.	CODICE EDP No.	d1	D1	D2	L	L2	G	PESO WEIGHT (Kg)
40	SK40AD/B-SFH6C-80	P2801301C	6	21	27	80	36	M5x0.8	1.10
	SK40AD/B-SFH6C-160	P2801302C	6	21	27	160	36	M5x0.8	1.15
	SK40AD/B-SFH8C-80	P2801303C	8	21	27	80	36	M6x1.0	1.11
	SK40AD/B-SFH8C-160	P2801304C	8	21	27	160	36	M6x1.0	1.15
	SK40AD/B-SFH10C-80	P2801305C	10	24	32	80	42	M8x1.0	1.10
	SK40AD/B-SFH10C-160	P2801306C	10	24	32	160	42	M8x1.0	1.15
	SK40AD/B-SFH12C-80	P2801307C	12	24	32	80	47	M10x1.0	1.10
	SK40AD/B-SFH12C-160	P2801308C	12	24	32	160	47	M10x1.0	1.15
	SK40AD/B-SFH16C-80	P2801311C	16	27	34	80	50	M12x1.0	1.20
	SK40AD/B-SFH16C-160	P2801312C	16	27	34	160	50	M12x1.0	1.50
	SK40AD/B-SFH20C-80	P2801315C	20	33	42	80	52	M16x1.0	1.40
	SK40AD/B-SFH20C-160	P2801316C	20	33	42	160	52	M16x1.0	1.70
50	SK40AD/B-SFH25C-90	P2801317C	25	44	53	90	58	M16x1.0	1.70
	SK40AD/B-SFH25C-160	P2801318C	25	44	53	160	58	M16x1.0	2.00
	SK50AD/B-SFH6C-80	P2801319C	6	21	27	80	36	M5x0.8	1.50
	SK50AD/B-SFH6C-160	P2801320C	6	21	27	160	36	M5x0.8	2.00
	SK50AD/B-SFH8C-80	P2801321C	8	21	27	80	36	M6x1.0	1.50
	SK50AD/B-SFH8C-160	P2801322C	8	21	27	160	36	M6x1.0	2.00
	SK50AD/B-SFH10C-80	P2801323C	10	24	32	80	42	M8x1.0	1.50
	SK50AD/B-SFH10C-160	P2801324C	10	24	32	160	42	M8x1.0	2.00
	SK50AD/B-SFH12C-80	P2801325C	12	24	32	80	47	M10x1.0	1.60
	SK50AD/B-SFH12C-160	P2801326C	12	24	32	160	47	M10x1.0	2.10
	SK50AD/B-SFH16C-80	P2801329C	16	27	34	80	50	M12x1.0	1.60
	SK50AD/B-SFH16C-160	P2801330C	16	27	34	160	50	M12x1.0	2.10
SK50AD/B-SFH20C-80	P2801333C	20	33	42	80	52	M16x1.0	1.80	
SK50AD/B-SFH20C-160	P2801334C	20	33	42	160	52	M16x1.0	2.20	
SK50AD/B-SFH25C-90	P2801335C	25	44	53	90	58	M16x1.0	2.00	
SK50AD/B-SFH25C-160	P2801336C	25	44	53	160	58	M16x1.0	2.40	

MANDRINO PER CALETTAMENTO TERMICO - Extra Slim

SFHS

SHRINK FIT HOLDER (EXTRA SLIM)


■ DIN 69893/ISO 12164-1-HSK FORM A

DIN 69893 - HSK	Tolleranza Cono Taper Accuracy AT3	Grado Bilanciatura G Value 2.5	Numero Giri RPM 25,000	Run-Out (3D) ≤3μm	TIPO Coolant System AD
---------------------------	--	--	--	------------------------------------	--

CONO		DESCRIZIONE	CODICE	d1	D1	D2	L	L1	L2	Unità: mm
TAPER No.	MODEL No.	EDP No.								PESO
										WEIGHT (Kg)
63A	HSK63A-SFHS4-95	P2779819S	4	7	26	95	42	12	0.75	
	HSK63A-SFHS4-120	P2779820S	4	7	26	120	67	12	0.78	
	HSK63A-SFHS6-95	P2779821S	6	9	26	95	42	18	0.76	
	HSK63A-SFHS6-120	P2779822S	6	9	26	120	97	18	0.78	
	HSK63A-SFHS8-95	P2779823S	8	11	36	95	42	24	0.75	
	HSK63A-SFHS8-160	P2779824S	8	11	36	160	97	24	0.97	
	HSK63A-SFHS10-95	P2779825S	10	13	36	95	42	30	0.76	
	HSK63A-SFHS10-160	P2779826S	10	13	36	160	97	30	1.00	
	HSK63A-SFHS12-95	P2779827S	12	15	36	95	42	30	0.83	
HSK63A-SFHS12-160	P2779828S	12	15	36	160	97	30	1.04		

- ▶ Senza vite di bilanciamento.
- ▶ Without balancing screw.

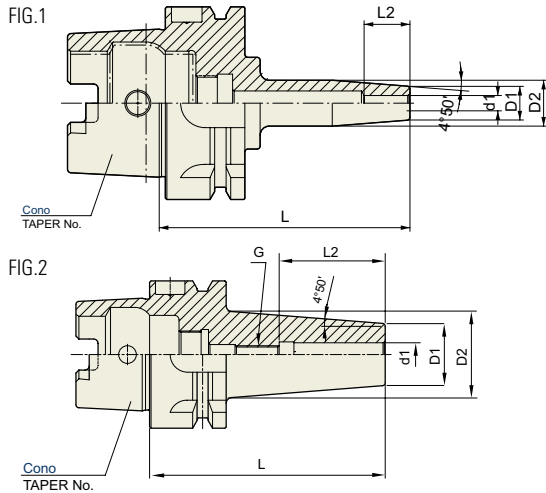
- HYDRAULIC CHUCK
- IDRAULICI
- SHRINK FIT HOLDER
- CALETTAMENTO TERMICO
- ER COLLET CHUCK
- PORTA PINZE "ER"
- END MILL HOLDER
- WELDON
- SHELL MILL ARBOR
- PORTA FRESE
- POWER MILLING CHUCK
- FORTE SERRAGGIO
- MORSE TAPER ARBOR
- CONO MORSE
- SK SLIM CHUCK
- SK SLIM
- SYNCHRO TAPPING CHUCK
- SYNCHRO PER MASCHIATURA
- TAPPING ER CHUCK
- PORTA PINZE "ER" PER MASCHIATURA
- TAPPING CHUCK
- MASCHIATURA
- NC DRILL CHUCK
- PORTA PUNTE INTEGRALI
- PULL STUD
- TIRANTI

- HYDRAULIC CHUCK
- IDRAULICI
- SHRINK FIT HOLDER
- CALETTAMENTO TERMICO
- ER COLLET CHUCK
- PORTA PINZE "ER"
- END MILL HOLDER
- WELDON
- SHELL MILL ARBOR
- PORTA FRESE
- POWER MILLING CHUCK
- FORTE SERRAGGIO
- MORSE TAPER ARBOR
- CONO MORSE
- SK SLIM CHUCK
- SK SLIM
- SYNCHRO TAPPING CHUCK
- SYNCHRO PER MASCHIATURA
- TAPPING ER CHUCK
- PORTA PINZE "ER" PER MASCHIATURA
- TAPPING CHUCK
- MASCHIATURA
- NC DRILL CHUCK
- PORTA PUNTE INTEGRALI
- PULL STUD
- TIRANTI

MANDRINO PER CALETTAMENTO TERMICO

SFH

SHRINK FIT HOLDER



DIN 69893 - HSK	Tolleranza Cono Taper Accuracy -	Grado Bilanciatura G Value 2.5	Numero Giri RPM 25,000	Run-Out (3D) ≤3µm	TIPO Coolant System AD
------------------------	--	--	----------------------------------	-----------------------------	----------------------------------

■ DIN 69893/ISO 12164-1-HSK FORM A

Unità: mm

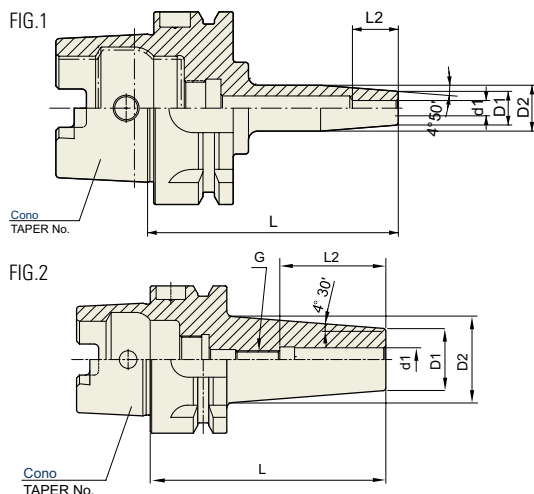
CONO TAPER No.	DESCRIZIONE MODEL No.	CODICE EDP No.	d1	D1	D2	L	L2	G	FIG.	PESO WEIGHT (Kg)
63A	HSK63A-SFH3-80	P2771401	3	11	15	80	10	-	1	0.70
	HSK63A-SFH4-80	P2771402	4	11	15	80	12	-	1	0.70
	HSK63A-SFH6-80	P2565057	6	21	27	80	36	M5×0.8	2	0.83
	NEW HSK63A-SFH6-120	P2565056	6	21	27	120	50	M5×0.8	2	-
	HSK63A-SFH6-160	P2771404	6	21	27	160	36	M5×0.8	2	1.00
	HSK63A-SFH8-80	P2600007	8	21	27	80	36	M6×1.0	2	0.83
	HSK63A-SFH8-160	P2771405	8	21	27	160	36	M6×1.0	2	1.00
	HSK63A-SFH10-85	P2565052	10	24	32	85	42	M8×1.0	2	0.83
	NEW HSK63A-SFH10-120	P2565051	10	24	32	120	42.5	M8×1.0	2	-
	HSK63A-SFH10-160	P2771406	10	24	32	160	42	M8×1.0	2	1.00
	HSK63A-SFH12-90	P2600003	12	24	32	90	47	M10×1.0	2	0.83
	NEW HSK63A-SFH12-120	P2771486	12	24	32	120	48	M10×1.0	2	-
	HSK63A-SFH12-160	P2771407	12	24	32	160	47	M10×1.0	2	1.00
	HSK63A-SFH14-90	P2771454	14	27	34	90	47	M10×1.0	2	0.91
	HSK63A-SFH14-160	P2771455	14	27	34	160	47	M10×1.0	2	1.30
	HSK63A-SFH16-95	P2565054	16	27	34	95	50	M12×1.0	2	0.98
	HSK63A-SFH16-160	P2565053	16	27	34	160	50	M12×1.0	2	1.40
	HSK63A-SFH18-160	P2771457	18	33	42	160	50	M12×1.0	2	1.40
	HSK63A-SFH20-100	P2600005	20	33	42	100	52	M16×1.0	2	1.00
	HSK63A-SFH20-160	P2565055	20	33	42	160	52	M16×1.0	2	1.40
NEW	NEW HSK63A-SFH25-115	P2771458	25	44	53	115	58	M16×1.0	2	1.40
NEW	NEW HSK63A-SFH25-160	P2771459	25	44	53	160	58	M16×1.0	2	1.80

► Senza vite di bilanciamento.
► Without balancing screw.

► SEGUE

MANDRINO PER CALETTAMENTO TERMICO
SFH

SHRINK FIT HOLDER


■ DIN 69893/ISO 12164-1-HSK FORM A

DIN 69893 - HSK	Tolleranza Cono Taper Accuracy -	Grado Bilanciatura G Value 2.5	Numero Giri RPM 25,000	Run-Out (3D) ≤3μm	TIPO Coolant System AD
---------------------------	---	---	-------------------------------------	-----------------------------	-------------------------------------

CONO TAPER No.	DESCRIZIONE MODEL No.	CODICE EDP No.	d1	D1	D2	L	L2	G	FIG.	Unità: mm	
										PESO WEIGHT (Kg)	
	HSK100A-SFH3-85	P2771469	3	11	15	85	10	-	1	1.30	
	HSK100A-SFH4-85	P2771470	4	11	15	85	12	-	1	1.30	
	HSK100A-SFH5-85	P2771471	5	11	15	85	15	-	1	1.30	
	HSK100A-SFH6-85	P2777301	6	21	27	85	36	M5×0.8	2	1.30	
NEW	HSK100A-SFH6-160	P2771472	6	21	27	160	36	M5×0.8	2	1.80	
	HSK100A-SFH8-85	P2777302	8	21	27	85	36	M6×1.0	2	1.30	
NEW	HSK100A-SFH8-160	P2771473	8	21	27	160	36	M6×1.0	2	1.80	
	HSK100A-SFH10-90	P2777303	10	24	32	90	42	M8×1.0	2	1.30	
	HSK100A-SFH12-95	P2777304	12	24	32	95	47	M10×1.0	2	1.30	
NEW	HSK100A-SFH12-160	P2771475	12	24	32	160	47	M10×1.0	2	1.80	
	HSK100A-SFH14-95	P2771476	14	27	34	95	47	M10×1.0	2	1.40	
NEW	HSK100A-SFH16-100	P2771478	16	27	34	100	50	M12×1.0	2	1.40	
NEW	HSK100A-SFH16-160	P2771479	16	27	34	160	50	M12×1.0	2	1.90	
	HSK100A-SFH18-100	P2771480	18	33	42	100	50	M12×1.0	2	1.50	
	HSK100A-SFH20-100	P2771482	20	33	42	100	52	M16×1.0	2	1.50	
NEW	HSK100A-SFH20-160	P2771483	20	33	42	160	52	M16×1.0	2	2.00	
NEW	HSK100A-SFH25-115	P2771484	25	44	53	115	58	M16×1.0	2	1.80	
NEW	HSK100A-SFH25-160	P2771485	25	44	53	160	58	M16×1.0	2	2.30	

► Senza vite di bilanciamento.

► Without balancing screw.

 HYDRAULIC
CHUCK

IDRAULICI

 SHRINK FIT
HOLDER

 CALETTAMENTO
TERMICO

 ER COLLET
CHUCK

 PORTA PINZE
"ER"

 END MILL
HOLDER

WELDON

 SHELL MILL
ARBOR

PORTA FRESE

 POWER
MILLING
CHUCK

 FORTE
SERRAGGIO

 MORSE
TAPER
ARBOR

 CONO
MORSE

 SK SLIM
CHUCK

SK SLIM

 SYNCHRO
TAPPING
CHUCK

 SYNCHRO PER
MASCHIATURA

 TAPPING
ER CHUCK

 PORTA PINZE
"ER" PER
MASCHIATURA

 TAPPING
CHUCK

MASCHIATURA

 NC DRILL
CHUCK

 PORTA PUNTE
INTEGRALI

PULL STUD

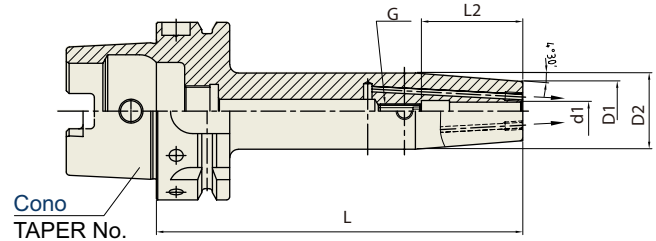
TIRANTI

MANDRINO PER CALETTAMENTO TERMICO



SFH

SHRINK FIT HOLDER (COOLANT CHANNEL)



DIN 69893 - HSK	Tolleranza Cono Taper Accuracy -	Grado Bilanciatura G Value 2.5	Numero Giri RPM 25,000	Run-Out (3D) ≤3µm	TIPO Coolant System AD+C
------------------------	--	--	----------------------------------	-----------------------------	------------------------------------

■ DIN 69893/ISO 12164-1-HSK FORM A

Unità: mm

CONO TAPER No.	DESCRIZIONE MODEL No.	CODICE EDP No.	d1	D1	D2	L	L2	G	PESO WEIGHT (Kg)
63A	HSK63A-SFH6C-80	P2862013C	6	21	27	80	36	M5x0.8	0.83
	HSK63A-SFH6C-160	P2862014C	6	21	27	160	36	M5x0.8	1.00
	HSK63A-SFH8C-80	P2862015C	8	21	27	80	36	M6x1.0	0.83
	HSK63A-SFH8C-160	P2862016C	8	21	27	160	36	M6x1.0	1.00
	HSK63A-SFH10C-85	P2862017C	10	24	32	85	42	M8x1.0	0.83
	HSK63A-SFH10C-160	P2862018C	10	24	32	160	42	M8x1.0	1.00
	HSK63A-SFH12C-90	P2862019C	12	24	32	90	47	M10x1.0	0.83
	HSK63A-SFH12C-160	P2862020C	12	24	32	160	47	M10x1.0	1.00
	HSK63A-SFH16C-95	P2862023C	16	27	34	95	50	M12x1.0	0.98
	HSK63A-SFH16C-160	P2862024C	16	27	34	160	50	M12x1.0	1.40
	HSK63A-SFH20C-100	P2862027C	20	33	42	100	52	M16x1.0	1.00
	HSK63A-SFH20C-160	P2862028C	20	33	42	160	52	M16x1.0	1.40
	HSK63A-SFH25C-115	P2862029C	25	44	53	115	58	M16x1.0	1.40
	HSK63A-SFH25C-160	P2862030C	25	44	53	160	58	M16x1.0	1.80
100A	HSK100A-SFH6C-85	P2862031C	6	21	27	85	36	M5x0.8	1.30
	HSK100A-SFH6C-160	P2862032C	6	21	27	160	36	M5x0.8	1.80
	HSK100A-SFH8C-85	P2862033C	8	21	27	85	36	M6x1.0	1.30
	HSK100A-SFH8C-160	P2862034C	8	21	27	160	36	M6x1.0	1.80
	HSK100A-SFH10C-90	P2862035C	10	24	32	90	42	M8x1.0	1.30
	HSK100A-SFH12C-95	P2862037C	12	24	32	95	47	M10x1.0	1.30
	HSK100A-SFH12C-160	P2862038C	12	24	32	160	47	M10x1.0	1.80
	HSK100A-SFH16C-100	P2862041C	16	27	34	100	50	M12x1.0	1.40
	HSK100A-SFH16C-160	P2862042C	16	27	34	160	50	M12x1.0	1.90
	HSK100A-SFH20C-100	P2862045C	20	33	42	100	52	M16x1.0	1.50
HSK100A-SFH20C-160	P2862046C	20	33	42	160	52	M16x1.0	2.00	
HSK100A-SFH25C-115	P2862047C	25	44	53	115	58	M16x1.0	1.80	
HSK100A-SFH25C-160	P2862048C	25	44	53	160	58	M16x1.0	2.30	

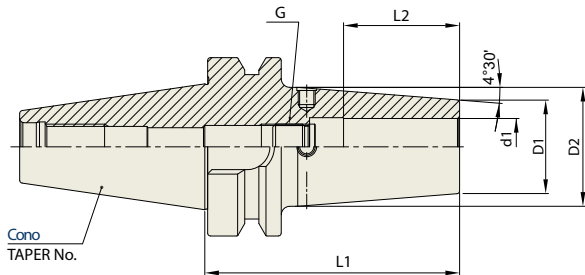
- Senza vite di bilanciamento.
- Without balancing screw.

MANDRINO PER CALETTAMENTO TERMICO

SFH

SHRINK FIT HOLDER

- HYDRAULIC CHUCK
- IDRAULICI
- SHRINK FIT HOLDER
- CALETTAMENTO TERMICO
- ER COLLET CHUCK
- PORTA PINZE "ER"
- END MILL HOLDER
- WELDON
- SHELL MILL ARBOR
- PORTA FRESE
- POWER MILLING CHUCK
- FORTE SERRAGGIO
- MORSE TAPER ARBOR
- CONO MORSE
- SK SLIM CHUCK
- SK SLIM
- SYNCHRO TAPPING CHUCK
- SYNCHRO PER MASCHIATURA
- TAPPING ER CHUCK
- PORTA PINZE "ER" PER MASCHIATURA
- TAPPING CHUCK
- MASCHIATURA
- NC DRILL CHUCK
- PORTA PUNTE INTEGRALI
- PULL STUD
- TIRANTI



CBT	Tolleranza Cono Taper Accuracy AT3	Grado Bilanciatura G Value 2.5	Numero Giri RPM 25,000	Run-Out (3D) ≤3μm	TIPO Coolant System AD
-----	---	---	-------------------------------------	-----------------------------	-------------------------------------

CBT (BT DUAL CONTACT)

CONO TAPER No.	DESCRIZIONE MODEL No.	CODICE EDP No.	d1	D1	D2	L1	L2	G	Unità: mm
									PESO WEIGHT (Kg)
30	CBT30-SFH10-80	P2771510	10	24	32	80	41	M8×1.0	0.40
	CBT30-SFH12-80	P2771511	12	24	32	80	48	M10×1.0	0.42
	CBT30-SFH14-80	P2771512	14	27	34	80	48	M10×1.0	-

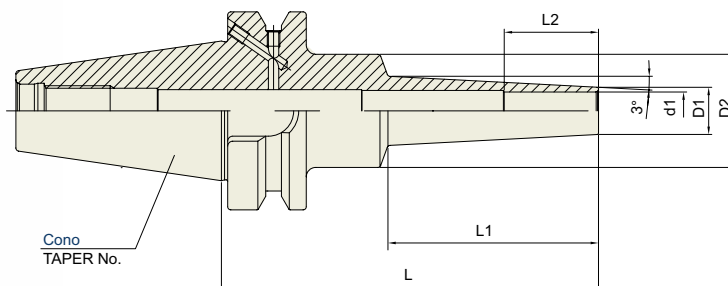
- ▶ Senza vite di bilanciamento.
- ▶ Without balancing screw.

MANDRINO PER CALETTAMENTO TERMICO - Extra Slim



SFHS

SHRINK FIT HOLDER (EXTRA SLIM)



■ JIS B6339/MAS 403-BT

JIS B6339-BT	Tolleranza Cono Taper Accuracy -	Grado Bilanciatura G Value 2.5	Numero Giri RPM 25,000	Run-Out (3D) ≤3µm	TIPO Coolant System AD/B
--------------	--	--------------------------------------	------------------------------	----------------------	--------------------------------

Unità: mm

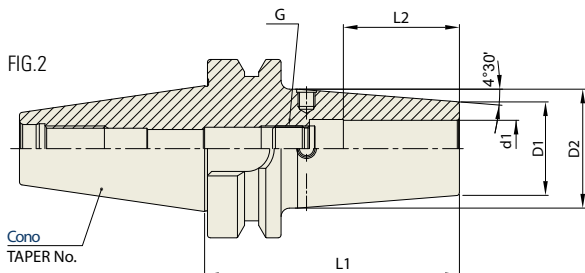
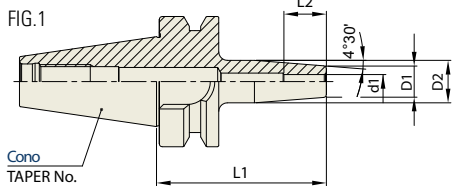
CONO TAPER No.	DESCRIZIONE MODEL No.	CODICE EDP No.	d1	D1	D2	L	L1	L2	FIG.	PESO WEIGHT (Kg)
40	BT40AD/B-SFHS3-95	P2779860S	3	6	26	95	42	9	1	1.00
	BT40AD/B-SFHS3-120	P2779861S	3	6	26	120	67	9	1	1.00
	BT40AD/B-SFHS4-95	P2779863S	4	7	26	95	42	12	1	1.00
	BT40AD/B-SFHS4-120	P2779864S	4	7	26	120	67	12	2	1.10
	BT40AD/B-SFHS6-95	P2779866S	6	9	26	95	42	18	2	1.15
	BT40AD/B-SFHS6-120	P2779867S	6	9	26	120	67	18	2	1.11
	BT40AD/B-SFHS6-160	P2779868S	6	9	26	160	97	18	2	1.15
	BT40AD/B-SFHS8-95	P2779869S	8	11	36	95	42	24	2	1.10
	BT40AD/B-SFHS8-120	P2779870S	8	11	36	120	67	24	2	1.15
	BT40AD/B-SFHS8-160	P2779871S	8	11	36	160	97	24	2	1.10
	BT40AD/B-SFHS10-95	P2779872S	10	13	36	95	42	30	2	1.15
	BT40AD/B-SFHS10-120	P2779873S	10	13	36	120	67	30	2	1.20
	BT40AD/B-SFHS12-95	P2779875S	12	15	36	95	42	30	2	1.50
	BT40AD/B-SFHS12-120	P2779876S	12	15	36	120	67	30	2	1.20

- Senza vite di bilanciamento.
- Without balancing screw.

MANDRINO PER CALETTAMENTO TERMICO

SFH

SHRINK FIT HOLDER


JIS B6339/MAS 403-BT

JIS B6339-BT	Tolleranza Cono Taper Accuracy AT3	Grado Bilanciatura G Value 2.5	Numero Giri RPM 25,000	Run-Out (3D) ≤3μm	TIPO Coolant System AD/B
---------------------	--	--	----------------------------------	-----------------------------	------------------------------------

CONO TAPER No.	DESCRIZIONE MODEL No.	CODICE EDP No.	d1	D1	D2	L1	L2	G	FIG.	Unità: mm	
										PESO WEIGHT (Kg)	
40	BT40AD/B-SFH3-90	P2776712	3	11	15	90	10	-	1	1.00	
	BT40AD/B-SFH4-90	P2776713	4	11	15	90	12	-	1	1.00	
	BT40AD/B-SFH5-90	P2776714	5	11	15	90	15	-	1	1.00	
	BT40AD/B-SFH6-90	P2771601	6	21	27	90	36	M5x0.8	2	1.10	
	BT40AD/B-SFH6-160	P2771602	6	21	27	160	36	M5x0.8	2	1.15	
	BT40AD/B-SFH8-90	P2771603	8	21	27	90	36	M6x1.0	2	1.11	
	BT40AD/B-SFH8-160	P2771604	8	21	27	160	36	M6x1.0	2	1.15	
	BT40AD/B-SFH10-90	P2771605	10	24	32	90	42	M8x1.0	2	1.10	
	BT40AD/B-SFH10-160	P2771606	10	24	32	160	42	M8x1.0	2	1.15	
	BT40AD/B-SFH12-90	P2771607	12	24	32	90	47	M10x1.0	2	1.10	
	BT40AD/B-SFH12-160	P2771608	12	24	32	160	47	M10x1.0	2	1.15	
	BT40AD/B-SFH14-90	P2771611	14	27	34	90	47	M10x1.0	2	1.20	
	BT40AD/B-SFH14-160	P2771612	14	27	34	160	47	M10x1.0	2	1.50	
	BT40AD/B-SFH16-90	P2771609	16	27	34	90	50	M12x1.0	2	1.20	
	BT40AD/B-SFH16-160	P2771610	16	27	34	160	50	M12x1.0	2	1.50	
	BT40AD/B-SFH18-90	P2771613	18	33	42	90	50	M12x1.0	2	1.30	
	BT40AD/B-SFH20-90	P2771615	20	33	42	90	52	M16x1.0	2	1.40	
	BT40AD/B-SFH20-160	P2771616	20	33	42	160	52	M16x1.0	2	1.70	
BT40AD/B-SFH25-100	P2771617	25	44	53	100	58	M16x1.0	2	1.70		
BT40AD/B-SFH25-160	P2771618	25	44	53	160	58	M16x1.0	2	2.00		
50	BT50AD/B-SFH4-100	P2771620	4	11	15	100	12	-	1	1.50	
	BT50AD/B-SFH6-100	P2771622	6	21	27	100	36	M5x0.8	2	1.50	
	BT50AD/B-SFH6-160	P2771623	6	21	27	160	36	M5x0.8	2	2.00	
	BT50AD/B-SFH8-100	P2771624	8	21	27	100	36	M6x1.0	2	1.50	
	BT50AD/B-SFH8-160	P2771625	8	21	27	160	36	M6x1.0	2	2.00	
	BT50AD/B-SFH10-100	P2771626	10	24	32	100	42	M8x1.0	2	1.50	
	BT50AD/B-SFH10-160	P2771627	10	24	32	160	42	M8x1.0	2	2.00	
	BT50AD/B-SFH12-100	P2771628	12	24	32	100	47	M10x1.0	2	1.50	
	BT50AD/B-SFH12-160	P2771629	12	24	32	160	47	M10x1.0	2	2.00	
	BT50AD/B-SFH16-100	P2771632	16	27	34	100	50	M12x1.0	2	1.60	
	BT50AD/B-SFH16-160	P2771633	16	27	34	160	50	M12x1.0	2	2.10	

- ▶ Senza vite di bilanciamento.
- ▶ Without balancing screw.

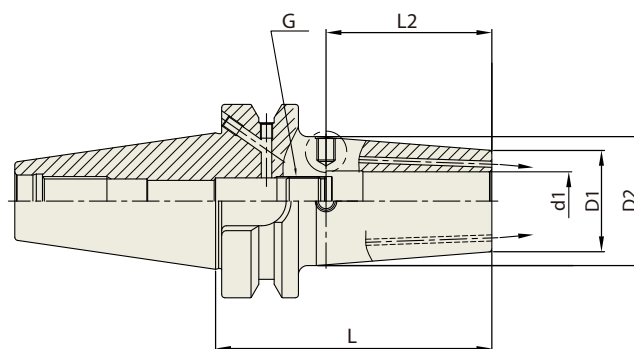
 HYDRAULIC CHUCK
 IDRAULICI
 SHRINK FIT HOLDER
 CALETTAMENTO TERMICO
 ER COLLET CHUCK
 PORTA PINZE "ER"
 END MILL HOLDER
 WELDON
 SHELL MILL ARBOR
 PORTA FRESE
 POWER MILLING CHUCK
 FORTE SERRAGGIO
 MORSE TAPER ARBOR
 CONO MORSE
 SK SLIM CHUCK
 SK SLIM
 SYNCHRO TAPPING CHUCK
 SYNCHRO PER MASCHIATURA
 TAPPING ER CHUCK
 PORTA PINZE "ER" PER MASCHIATURA
 TAPPING CHUCK
 MASCHIATURA
 NC DRILL CHUCK
 PORTA PUNTE INTEGRALI
 PULL STUD
 TIRANTI



MANDRINO PER CALETTAMENTO TERMICO

SFH

SHRINK FIT HOLDER (COOLANT CHANNEL)



JIS B6339-BT	Tolleranza Cono Taper Accuracy AT3	Grado Bilanciatura G Value 2.5	Numero Giri RPM 25,000	Run-Out (3D) ≤3µm	TIPO Coolant System AD/B+C
--------------	--	--------------------------------------	------------------------------	----------------------	----------------------------------

■ JIS B6339/MAS 403-BT

Unità: mm

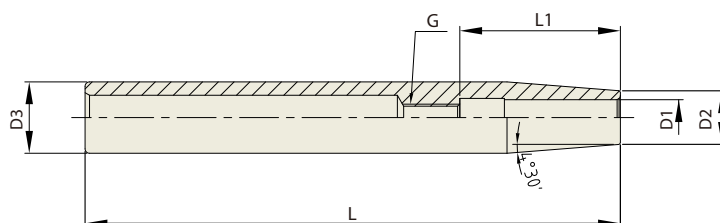
CONO	DESCRIZIONE	CODICE	d1	D1	D2	L	L2	G	PESO
TAPER No.	MODEL No.	EDP No.							WEIGHT (Kg)
40	BT40AD/B-SFH6C-90	P2862085C	6	21	27	90	36	M5x0.8	1.10
	BT40AD/B-SFH6C-160	P2862086C	6	21	27	160	36	M5x0.8	1.15
	BT40AD/B-SFH8C-90	P2862087C	8	21	27	90	36	M6x1.0	1.11
	BT40AD/B-SFH8C-160	P2862088C	8	21	27	160	36	M6x1.0	1.15
	BT40AD/B-SFH10C-90	P2862089C	10	24	32	90	41	M8x1.0	1.10
	BT40AD/B-SFH10C-160	P2862090C	10	24	32	160	41	M8x1.0	1.15
	BT40AD/B-SFH12C-90	P2862091C	12	24	32	90	47	M10x1.0	1.10
	BT40AD/B-SFH12C-160	P2862092C	12	24	32	160	47	M10x1.0	1.15
	BT40AD/B-SFH14C-90	P2862093C	14	27	34	90	47	M10x1.0	1.20
	BT40AD/B-SFH14C-160	P2862094C	14	27	34	160	47	M10x1.0	1.50
	BT40AD/B-SFH16C-90	P2862095C	16	27	34	90	50	M12x1.0	1.20
	BT40AD/B-SFH16C-160	P2862096C	16	27	34	160	50	M12x1.0	1.50
	BT40AD/B-SFH18C-90	P2862097C	18	33	42	90	50	M12x1.0	1.30
	BT40AD/B-SFH20C-90	P2862099C	20	33	42	90	52	M16x1.0	1.40
50	BT40AD/B-SFH20C-160	P2862100C	20	33	42	160	52	M16x1.0	1.70
	BT40AD/B-SFH25C-100	P2862101C	25	44	53	100	58	M16x1.0	1.70
	BT40AD/B-SFH25C-160	P2862102C	25	44	53	160	58	M16x1.0	2.00
	BT50AD/B-SFH6C-100	P2862103C	6	21	27	100	36	M5x0.8	1.50
	BT50AD/B-SFH6C-160	P2862104C	6	21	27	160	36	M5x0.8	2.00
	BT50AD/B-SFH8C-100	P2862105C	8	21	27	100	36	M6x1.0	1.50
	BT50AD/B-SFH8C-160	P2862106C	8	21	27	160	36	M6x1.0	2.00
	BT50AD/B-SFH10C-100	P2862107C	10	24	32	100	42	M8x1.0	1.10
	BT50AD/B-SFH10C-160	P2862108C	10	24	32	160	42	M8x1.0	1.15
	BT50AD/B-SFH12C-100	P2862109C	12	24	32	100	47	M10x1.0	1.60
BT50AD/B-SFH12C-160	P2862110C	12	24	32	160	47	M10x1.0	2.10	
BT50AD/B-SFH16C-100	P2862113C	16	27	34	100	50	M12x1.0	1.60	
BT50AD/B-SFH16C-160	P2862114C	16	27	34	160	50	M12x1.0	2.10	

► Senza vite di bilanciamento.

► Without balancing screw.

PROLUNGA PER CALETTAMENTO TERMICO
SFH

SHRINK FIT HOLDER (EXTENSION)


STANDARD

Unità: mm

CONO TAPER No.	DESCRIZIONE MODEL No.	CODICE EDP No.	D1	D2	D3	L1	L	G	PESO WEIGHT (Kg)
12	ST12-SFH3-120	P2767010	3	8	12	10	120	-	0.05
	ST12-SFH4-120	P2767015	4	8	12	12	120	-	0.05
	ST12-SFH6-120	P2771709	6	10	12	36	120	M5×0.8	0.07
16	ST16-SFH3-120	P2767110	3	10	16	10	120	-	0.14
	ST16-SFH4-120	P2767115	4	10	16	12	120	-	0.14
	ST16-SFH6-120	P2771710	6	10	16	36	120	M5×0.8	0.14
	ST16-SFH8-120	P2771711	8	12	16	36	120	M6×1.0	0.12
20	ST20-SFH6-120	P2771712	6	10	20	36	120	M5×0.8	0.20
	ST20-SFH8-120	P2771713	8	12	20	36	120	M6×1.0	0.19
	ST20-SFH10-120	P2771714	10	14	20	43	120	M8×1.0	0.20
	ST20-SFH12-120	P2771715	12	16	20	48	120	M10×1.0	0.18

SERIE LUNGA - EXTENDED

Unità: mm

CONO TAPER No.	DESCRIZIONE MODEL No.	CODICE EDP No.	D1	D2	D3	L1	L	G	PESO WEIGHT (Kg)
12	ST12-SFH3-160	P2767020	3	8	12	10	160	-	0.07
	ST12-SFH4-160	P2767025	4	8	12	12	160	-	0.07
	ST12-SFH6-160	P2767030	6	10	12	36	160	M5×0.8	0.13
16	ST16-SFH3-160	P2767120	3	10	16	10	160	-	0.20
	ST16-SFH4-160	P2767125	4	10	16	12	160	-	0.20
	ST16-SFH6-160	P2767130	6	10	16	36	160	M5×0.8	0.19
	ST16-SFH8-160	P2767135	8	12	16	36	160	M6×1.0	0.16
20	ST20-SFH3-160	P2767210	3	10	20	10	160	-	0.30
	ST20-SFH4-160	P2767215	4	10	20	12	160	-	0.30
	NEW ST20-SFH5-160	P2771708	5	10	20	15	15	-	0.29
	ST20-SFH6-160	P2767220	6	10	20	36	160	M5×0.8	0.29
	ST20-SFH8-160	P2767225	8	12	20	36	160	M6×1.0	0.27
	ST20-SFH10-160	P2767230	10	14	20	43	160	M8×1.0	0.27
	ST20-SFH12-160	P2767235	12	16	20	48	160	M10×1.0	0.23

 HYDRAULIC
CHUCK

IDRAULICI

 SHRINK FIT
HOLDER

 CALETTAMENTO
TERMICO

 ER COLLET
CHUCK

 PORTA PINZE
"ER"

 END MILL
HOLDER

WELDON

 SHELL MILL
ARBOR

 PORTA
FRESE

 POWER
MILLING
CHUCK

 FORTE
SERRAGGIO

 MORSE
TAPER
ARBOR

 CONO
MORSE

 SK SLIM
CHUCK

SK SLIM

 SYNCHRO
TAPPING
CHUCK

 SYNCHRO PER
MASCHIATURA

 TAPPING
ER CHUCK

 PORTA PINZE
"ER" PER
MASCHIATURA

 TAPPING
CHUCK

MASCHIATURA

 NC DRILL
CHUCK

 PORTA PUNTE
INTEGRALI

PULL STUD

TIRANTI



MANDRINI PORTA PINZE ER

• ER COLLET CHUCK



DIN 69871-SK

DIN 69893/ISO 12164-1-HSK

JIS B6339/MAS 403-BT/CBT

**PROLUNGA MANDRINO PORTA PINZE
EXTENSION ER COLLET CHUCK**

ACCESSORI - ACCESSORY

PINZE / GHIERE
ER COLLET / ER NUT

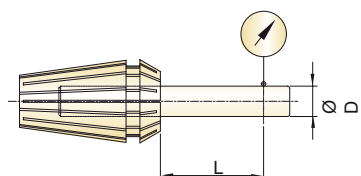
GHIERE
ER NUT

CHIAVI
SPANNER

INFORMAZIONI TECNICHE TECHNICAL INFORMATION



PRECISIONE (TIR YG1 STANDARD) - PRECISION



D	L	T.I.R (mm)
Ø1 ~ Ø1.6	6	0,015
Ø1.6 ~ Ø3	10	0,015
Ø3 ~ Ø6	16	0,015
Ø6 ~ Ø10	25	0,015
Ø10 ~ Ø18	40	0,020
Ø18 ~ Ø26	50	0,020
Ø26 ~ Ø34	60	0,020

COPPIE DI SERRAGGIO - LOCKING TORQUE

Tipo Pinza Collet Type	Range	Coppia di serraggio (Nm) Locking Torque (Nm)
ER16	1	8
	1.5-3.5	20
	4.0-4.5	20
	5.0-10.0	56
ER20	1	16
	1.5-6.5	32
	7.0-13.0	80
ER25	1.0-3.5	24
	4.0-4.5	56
	5.0-7.5	80
	8.0-17.0	124
	2.0-2.5	24
ER32	3.0-22.0	136
	3.0-26.0	176

MONTAGGIO E SMONTAGGIO - ASSEMBLING & DISASSEMBLING

• Montaggio

Introdurre la pinza nella ghiera di serraggio dal lato del riferimento (cerchio rosso), accoppiando la scanalatura con le sedi della ghiera (cerchio verde). Spingere, ruotando nel senso della freccia (fig 1), fino allo scatto della pinza in posizione. (fig 2)

Attenzione, la pinza deve sempre essere montata completamente nella ghiera prima di avvitare quest'ultima sul mandrino.

• Assembling

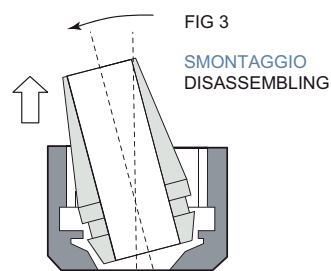
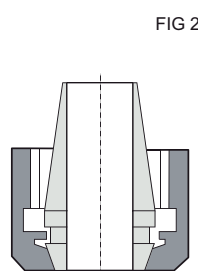
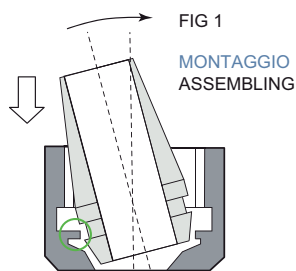
Insert groove of collet into eccentric ring of the clamping nut at the mark on the bottom of the nut. Push collet in the direction of the arrow until it clicks in place. Screw nut with collet onto toolholder. We recommend tightening the nut with a torque wrench.

• Smontaggio

Tenere ferma la ghiera ed esercitare una pressione laterale sulla parte posteriore della pinza verso il riferimento (cerchio rosso), liberando dall'accoppiamento i due pezzi. (fig 3)

• Disassembling

After the nut is unscrewed from the toolholder, press on the face of the collet while simultaneously pushing sideways on the back of the collet opposite the mark until it disengages from the clamping nut.



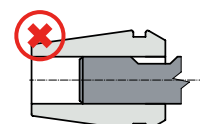
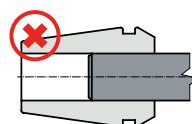
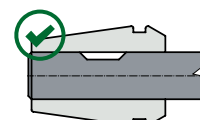
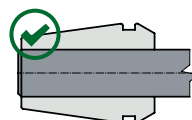
MONTAGGIO E SMONTAGGIO - ASSEMBLING & DISASSEMBLING

• Per un corretto posizionamento dell'utensile nella pinza, è consigliabile utilizzare tutta la lunghezza di presa disponibile, in caso di necessità non utilizzarne mai meno dei 2/3.

Non serrare mai la pinza nel mandrino senza l'utensile, oppure con utensile con gambo minorato o maggiorato rispetto al range di presa.

• For a correct positioning of the tool in the collet it is advisable to use the whole length in case of need not never use less than 2/3.

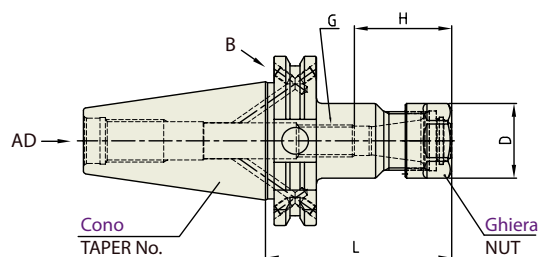
Never tighten the clamp in the spindle without the tool or with a mined or enlarged shank tool compared to the collet range.



MANDRINO PORTA PINZE ER

ER

ER COLLET CHUCK


■ DIN 69871-SK

DIN 69871 - SK	Tolleranza Cono Taper Accuracy AT3	Grado Bilanciatura G Value 2.5	Numero Giri RPM 25,000	TIPO Coolant System AD/B
-----------------------	--	--	--	--

Unità: mm

CONO TAPER No.	DESCRIZIONE MODEL No.	CODICE EDP No.	GAMMA SERRAGGIO CLAMPING RANGE	L	D	G	H	GHIERA/PINZA NUT / COLLET	PESO WEIGHT (Kg)
40	SK40AD/B-ER11-70	P2774812	0.5 - 7.0	70	19	M6	45	ER11	0.90
	SK40AD/B-ER11-100	P2774826	0.5 - 7.0	100	19	M6	45	ER11	0.95
	SK40AD/B-ER16-70	P2774801	0.5 - 10.0	70	28	M12	36	ER16	0.44
	SK40AD/B-ER16-100	P2774804	0.5 - 10.0	100	28	M12	36	ER16	0.56
	SK40AD/B-ER16-160	P2774828	0.5 - 10.0	160	28	M12	36	ER16	0.81
	SK40AD/B-ER20-70	P2774813	0.5 - 13.0	70	34	M12	44.5	ER20	0.47
	SK40AD/B-ER20-100	P2774820	0.5 - 13.0	100	34	M12	44.5	ER20	0.64
	SK40AD/B-ER25-70	P2774802	1.0 - 16.0	70	42	M12	52	ER25	0.56
	SK40AD/B-ER25-100	P2774805	1.0 - 16.0	100	42	M12	52	ER25	0.84
	SK40AD/B-ER32-70	P2774803	1.0 - 20.0	70	50	M12	60	ER32	0.51
	SK40AD/B-ER32-100	P2774806	1.0 - 20.0	100	50	M12	60	ER32	0.88
	SK40AD/B-ER40-80	P2774814	2.0 - 30.0	80	63	M12	53	ER40	0.65
50	SK50AD/B-ER16-70	P2774815	0.5 - 10.0	70	28	M12	36	ER16	2.71
	SK50AD/B-ER20-70	P2774816	0.5 - 13.0	70	34	M12	44.5	ER20	2.78
	SK50AD/B-ER20-100	P2774822	0.5 - 13.0	100	34	M12	50	ER20	2.88
	SK50AD/B-ER25-70	P2774817	1.0 - 16.0	70	42	M12	65	ER25	2.75
	SK50AD/B-ER25-100	P2774823	1.0 - 16.0	100	42	M12	52	ER25	3.06
	SK50AD/B-ER32-70	P2774818	1.0 - 20.0	70	50	M12	60	ER32	2.84
	SK50AD/B-ER32-100	P2774824	1.0 - 20.0	100	50	M12	60	ER32	3.29
SK50AD/B-ER40-80	P2774819	2.0 - 30.0	80	63	M12	69	ER40	3.10	

- ▶ Per le pinze vedere da pag. 63
- ▶ For applicable ER collet, please refer to pag. 63
- ▶ Per le ghiera vedere pag. 68
- ▶ For applicable ER nut, please refer to pag. 68
- ▶ Per le chiavi vedere pag. 68
- ▶ For applicable spanner, please refer to pag. 68

 HYDRAULIC CHUCK
 IDRAULICI
 SHRINK FIT HOLDER
 CALETTAMENTO TERMICO
 ER COLLET CHUCK
 PORTA PINZE "ER"
 END MILL HOLDER
 WELDON
 SHELL MILL ARBOR
 PORTA FRESE
 POWER MILLING CHUCK
 FORTE SERRAGGIO
 MORSE TAPER ARBOR
 CONO MORSE
 SK SLIM CHUCK
 SK SLIM
 SYNCHRO TAPPING CHUCK
 SYNCHRO PER MASCHIATURA
 TAPPING ER CHUCK
 PORTA PINZE "ER" PER MASCHIATURA
 TAPPING CHUCK
 MASCHIATURA
 NC DRILL CHUCK
 PORTA PUNTE INTEGRALI
 PULL STUD
 TIRANTI

PORTA PINZE "ER"

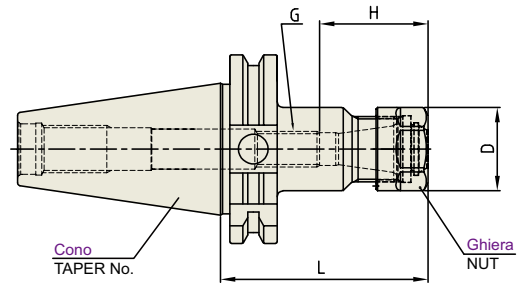
ER COLLET CHUCK



MANDRINO PORTA PINZE ER

ER

ER COLLET CHUCK



■ DIN 69871-SK

DIN 69871 - SK	Tolleranza Cono Taper Accuracy AT3	Grado Bilanciatura G Value 6.3	Numero Giri RPM 15,000	TIPO Coolant System AD
-----------------------	--	--	--	--

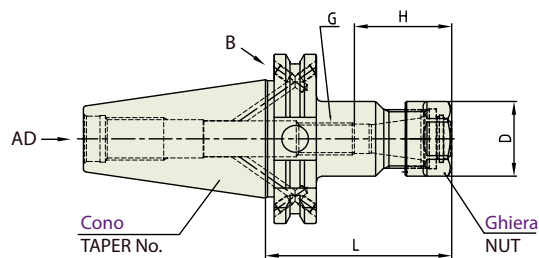
Unità: mm

CONO	DESCRIZIONE	CODICE	GAMMA SERRAGGIO	L	D	G	H	GHIERA/PINZA	PESO
TAPER No.	MODEL No.	EDP No.	CLAMPING RANGE					NUT / COLLET	WEIGHT (Kg)
40	SK40-ER11-70	P2527006	0.5 - 7.0	70	19	M6	45	ER11	0.90
	SK40-ER16-70	P2776417	0.5 - 10.0	70	28	M12	45	ER16	0.44
	SK40-ER16-100	P2527018	0.5 - 10.0	100	28	M12	45	ER16	0.56
	SK40-ER16-160	P2527029	0.5 - 10.0	160	28	M12	45	ER16	0.81
	SK40-ER20-70	P2776418	0.5 - 13.0	70	34	M12	50	ER20	0.47
	SK40-ER20-100	P2527019	0.5 - 13.0	100	34	M12	50	ER20	0.64
	SK40-ER25-70	P2776419	1.0 - 16.0	70	42	M12	65	ER25	0.56
	SK40-ER25-100	P2776429	1.0 - 16.0	100	42	M12	65	ER25	0.84
	SK40-ER32-70	P2776420	1.0 - 20.0	70	50	M12	65	ER32	0.51
	SK40-ER32-100	P2776430	1.0 - 20.0	100	50	M12	65	ER32	0.88
	SK40-ER40-80	P2527011	2.0 - 30.0	80	63	M12	69	ER40	0.65
	SK40-ER40-100	P2527036	2.0 - 30.0	100	63	M12	69	ER40	0.90
50	SK50-ER16-70	P2527012	0.5 - 10.0	70	28	M12	45	ER16	2.71
	SK50-ER25-70	P2776424	1.0 - 16.0	70	42	M12	65	ER25	2.75
	SK50-ER25-100	P2527024	1.0 - 16.0	100	42	M12	65	ER25	3.06
	SK50-ER25-160	P2527044	1.0 - 16.0	160	42	M12	65	ER25	3.57
	SK50-ER32-70	P2776425	1.0 - 20.0	70	50	M12	65	ER32	2.84
	SK50-ER32-100	P2527025	1.0 - 20.0	100	50	M12	65	ER32	3.29
	SK50-ER32-160	P2527046	1.0 - 20.0	160	50	M12	65	ER32	4.06

- ▶ Per le pinze vedere da pag. 63
- ▶ For applicable ER collet, please refer to pag. 63
- ▶ Per le ghiera vedere pag. 68
- ▶ For applicable ER nut, please refer to pag. 68
- ▶ Per le chiavi vedere pag. 68
- ▶ For applicable spanner, please refer to pag. 68

MANDRINO PORTA PINZE ER
ER

ER COLLET CHUCK


■ DIN 69871-SK

DIN 69871 - SK	Tolleranza Cono Taper Accuracy AT3	Grado Bilanciatura G Value 6.3	Numero Giri RPM 15,000	TIPO Coolant System AD/B
-----------------------	--	--	--	--

Unità: mm

CONO	DESCRIZIONE	CODICE	GAMMA SERRAGGIO	L	D	G	H	GHIERA/PINZA	PESO
TAPER No.	MODEL No.	EDP No.	CLAMPING RANGE					NUT / COLLET	WEIGHT (Kg)
40	SK40AD/B-ER16-70	P2537033	0.5 - 10.0	70	28	M12	36	ER16	0.44
	SK40AD/B-ER16-100	P2537017	0.5 - 10.0	100	28	M12	36	ER16	0.56
	SK40AD/B-ER16-130	P2771803	0.5 - 10.0	130	28	M12	36	ER16	0.69
	SK40AD/B-ER16-160	P2771804	0.5 - 10.0	160	28	M12	36	ER16	0.81
	SK40AD/B-ER20-70	P2537034	0.5 - 13.0	70	34	M12	44.5	ER20	0.47
	SK40AD/B-ER20-100	P2537018	0.5 - 13.0	100	34	M12	44.5	ER20	0.64
	SK40AD/B-ER20-130	P2771805	0.5 - 13.0	130	34	M12	44.5	ER20	0.80
	SK40AD/B-ER20-160	P2771806	0.5 - 13.0	160	34	M12	44.5	ER20	1.00
	SK40AD/B-ER25-70	P2537009	1.0 - 16.0	70	42	M12	52	ER25	0.56
	SK40AD/B-ER25-100	P2537019	1.0 - 16.0	100	42	M12	52	ER25	0.84
	SK40AD/B-ER25-130	P2771807	1.0 - 16.0	130	42	M12	52	ER25	1.14
	SK40AD/B-ER25-160	P2771808	1.0 - 16.0	160	42	M12	52	ER25	1.44
	SK40AD/B-ER32-70	P2537032	1.0 - 20.0	70	50	M12	60	ER32	0.51
	SK40AD/B-ER32-100	P2537020	1.0 - 20.0	100	50	M12	60	ER32	0.88
	SK40AD/B-ER32-130	P2771809	1.0 - 20.0	130	50	M12	60	ER32	1.21
	SK40AD/B-ER32-160	P2771810	1.0 - 20.0	160	50	M12	60	ER32	1.54
50	SK40AD/B-ER40-80	P2537011	2.0 - 30.0	80	63	M12	53	ER40	0.65
	SK40AD/B-ER40-100	P2771811	2.0 - 30.0	100	63	M12	75	ER40	0.90
	SK40AD/B-ER40-130	P2771812	2.0 - 30.0	130	63	M12	75	ER40	1.34
	SK40AD/B-ER40-160	P2771813	2.0 - 30.0	160	63	M12	75	ER40	1.77
	SK50AD/B-ER16-70	P2537012	0.5 - 10.0	70	28	M12	36	ER16	2.71
	SK50AD/B-ER16-100	P2537021	0.5 - 10.0	100	28	M12	45	ER16	2.82
	SK50AD/B-ER16-130	P2771814	0.5 - 10.0	130	28	M12	36	ER16	2.92
	SK50AD/B-ER16-160	P2771815	0.5 - 10.0	160	28	M12	36	ER16	3.01
	SK50AD/B-ER20-70	P2771801	0.5 - 13.0	70	34	M12	44.5	ER20	2.78
	SK50AD/B-ER20-100	P2537022	0.5 - 13.0	100	34	M12	50	ER20	2.88
	SK50AD/B-ER20-130	P2771816	0.5 - 13.0	130	34	M12	50	ER20	3.02
	SK50AD/B-ER20-160	P2771817	0.5 - 13.0	160	34	M12	50	ER20	3.16
	SK50AD/B-ER25-70	P2600030	1.0 - 16.0	70	42	M12	65	ER25	2.75
	SK50AD/B-ER25-100	P2537023	1.0 - 16.0	100	42	M12	52	ER25	3.06
	SK50AD/B-ER25-130	P2771818	1.0 - 16.0	130	42	M12	42	ER25	3.32
	SK50AD/B-ER25-160	P2771819	1.0 - 16.0	160	42	M12	42	ER25	3.57
SK50AD/B-ER32-70	P2537035	1.0 - 20.0	70	50	M12	60	ER32	2.84	
SK50AD/B-ER32-100	P2537024	1.0 - 20.0	100	50	M12	60	ER32	3.29	
SK50AD/B-ER32-130	P2771820	1.0 - 20.0	130	50	M12	73	ER32	3.67	
SK50AD/B-ER32-160	P2771821	1.0 - 20.0	160	50	M12	73	ER32	4.06	
SK50AD/B-ER40-80	P2537016	2.0 - 30.0	80	63	M12	69	ER40	3.10	
SK50AD/B-ER40-100	P2537025	2.0 - 30.0	100	63	M12	75	ER40	3.56	
SK50AD/B-ER40-130	P2771822	2.0 - 30.0	130	63	M12	75	ER40	4.22	
SK50AD/B-ER40-160	P2771823	2.0 - 30.0	160	63	M12	75	ER40	4.88	

► Per le pinze vedere da pag. 63

► For applicable ER collet, please refer to pag. 63

► Per le ghiera vedere pag. 68

► For applicable ER nut, please refer to pag. 68

► Per le chiavi vedere pag. 68

► For applicable spanner, please refer to pag. 68

 HYDRAULIC CHUCK
 IDRAULICI
 SHRINK FIT HOLDER
 CALETTAMENTO TERMICO
 ER COLLET CHUCK
 PORTA PINZE "ER"
 END MILL HOLDER
 WELDON
 SHELL MILL ARBOR
 PORTA FRESE
 POWER MILLING CHUCK
 FORTE SERRAGGIO
 MORSE TAPER ARBOR
 CONO MORSE
 SK SLIM CHUCK
 SK SLIM
 SYNCHRO TAPPING CHUCK
 SYNCHRO PER MASCHIATURA
 TAPPING ER CHUCK
 PORTA PINZE "ER" PER MASCHIATURA
 TAPPING CHUCK
 MASCHIATURA
 NC DRILL CHUCK
 PORTA PUNTE INTEGRALI
 PULL STUD
 TIRANTI

PORTA PINZE "ER"

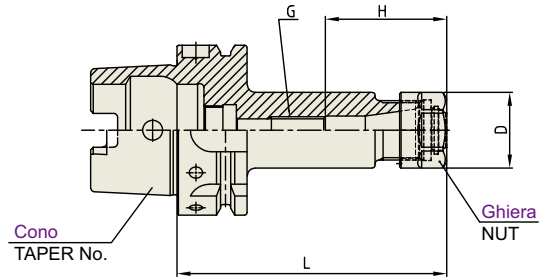
ER COLLET CHUCK



MANDRINO PORTA PINZE ER

ER

ER COLLET CHUCK



DIN 69893 - HSK	Tolleranza Cono Taper Accuracy -	Grado Bilanciatura G Value 2.5	Numero Giri RPM 25,000	TIPO Coolant System AD
---------------------------	---	---	-------------------------------------	-------------------------------------

■ DIN 69893/ISO 12164-1-HSK FORM A

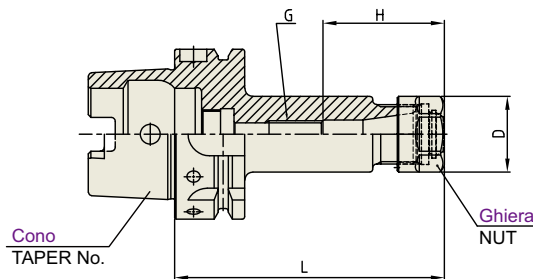
Unità: mm

CONO	DESCRIZIONE	CODICE	GAMMA SERRAGGIO	L	D	G	H	GHIERA/PINZA	PESO
TAPER No.	MODEL No.	EDP No.	CLAMPING RANGE					NUT / COLLET	WEIGHT (Kg)
50A	HSK50A-ER32-100	P2774941	1.0 - 20.0	100	50	M12	47	ER32	1.50
63A	HSK63A-ER16-100	P2774901	0.5 - 10.0	100	28	M12	45	ER16	1.20
	HSK63A-ER20-100	P2774942	0.5 - 13.0	100	35	M12	50	ER20	1.50
	HSK63A-ER25-100	P2774902	1.0 - 16.0	100	42	M12	57	ER25	1.80
	HSK63A-ER32-100	P2774903	1.0 - 20.0	100	50	M12	47	ER32	2.00
	HSK63A-ER40-120	P2774904	2.0 - 30.0	120	63	M12	69	ER40	2.30
100A	HSK100A-ER16-100	P2774905	0.5 - 10.0	100	28	M12	45	ER16	2.60
	HSK100A-ER20-100	P2774946	0.5 - 13.0	100	35	M12	50	ER20	2.70
	HSK100A-ER25-100	P2774906	1.0 - 16.0	100	42	M12	57	ER25	2.90
	HSK100A-ER32-100	P2774907	1.0 - 20.0	100	50	M12	56.5	ER32	3.10
	HSK100A-ER40-120	P2774947	2.0 - 30.0	120	63	M12	69	ER40	3.30

- ▶ Per le pinze vedere da pag. 63
- ▶ For applicable ER collet, please refer to pag. 63
- ▶ Per le ghiera vedere pag. 68
- ▶ For applicable ER nut, please refer to pag. 68
- ▶ Per le chiavi vedere pag. 68
- ▶ For applicable spanner, please refer to pag. 68

MANDRINO PORTA PINZE ER
ER

ER COLLET CHUCK


■ DIN 69893/ISO 12164-1-HSK FORM A

DIN 69893 - HSK	Tolleranza Cono Taper Accuracy -	Grado Bilanciatura G Value 6.3	Numero Giri RPM 15,000	TIPO Coolant System AD
---------------------------	---	---	-------------------------------------	-------------------------------------

Unità: mm

CONO TAPER No.	DESCRIZIONE MODEL No.	CODICE EDP No.	GAMMA SERRAGGIO CLAMPING RANGE	L	D	G	H	GHIERA/PINZA NUT / COLLET	PESO WEIGHT (Kg)
63A	HSK63A-ER16-100	P2564001	0.5 - 10.0	100	28	M12	45	ER16	1.20
	HSK63A-ER25-100	P2564002	1.0 - 16.0	100	42	M12	57	ER25	1.80
	HSK63A-ER32-100	P2564003	1.0 - 20.0	100	50	M12	47	ER32	2.00
	HSK63A-ER40-120	P2564004	2.0 - 30.0	120	63	M12	69	ER40	2.30
80A NEW	HSK80A-ER32-100	P2771934	1.0 - 20.0	100	50	M12	53	ER25	1.95
100A	HSK100A-ER16-100	P2564011	0.5 - 10.0	100	28	M12	45	ER16	2.60
	HSK100A-ER25-100	P2564012	1.0 - 16.0	100	42	M12	57	ER25	2.90
	HSK100A-ER32-100	P2564013	1.0 - 20.0	100	50	M12	56.5	ER32	3.10
	HSK100A-ER40-120	P2564014	2.0 - 30.0	120	63	M12	69	ER40	3.30

- ▶ Per le pinze vedere da pag. 63
- ▶ For applicable ER collet, please refer to pag. 63
- ▶ Per le ghiera vedere pag. 68
- ▶ For applicable ER nut, please refer to pag. 68
- ▶ Per le chiavi vedere pag. 68
- ▶ For applicable spanner, please refer to pag. 68

 HYDRAULIC CHUCK
 IDRAULICI
 SHRINK FIT HOLDER
 CALETTAMENTO TERMICO
 ER COLLET CHUCK
 PORTA PINZE "ER"
 END MILL HOLDER
 WELDON
 SHELL MILL ARBOR
 PORTA FRESE
 POWER MILLING CHUCK
 FORTE SERRAGGIO
 MORSE TAPER ARBOR
 CONO MORSE
 SK SLIM CHUCK
 SK SLIM
 SYNCHRO TAPPING CHUCK
 SYNCHRO PER MASCHIATURA
 TAPPING ER CHUCK
 PORTA PINZE "ER" PER MASCHIATURA
 TAPPING CHUCK
 MASCHIATURA
 NC DRILL CHUCK
 PORTA PUNTE INTEGRALI
 PULL STUD
 TIRANTI

PORTA PINZE "ER"

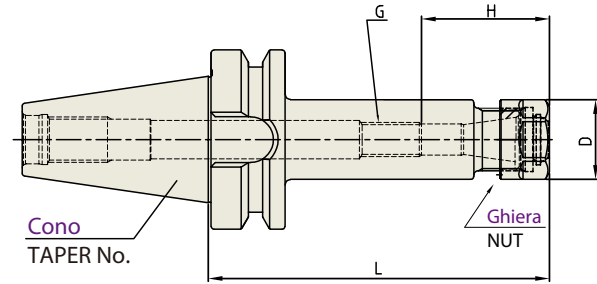
ER COLLET CHUCK



MANDRINO PORTA PINZE ER

ER

ER COLLET CHUCK



■ CBT (BT DUAL CONTACT)

CBT	Tolleranza Cono Taper Accuracy AT3	Grado Bilanciatura G Value 2.5	Numero Giri RPM 25,000	TIPO Coolant System AD
-----	--	--------------------------------------	------------------------------	------------------------------

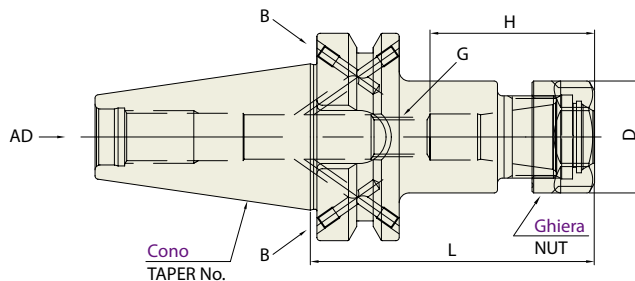
Unità: mm									
CONO TAPER No.	DESCRIZIONE MODEL No.	CODICE EDP No.	GAMMA SERRAGGIO CLAMPING RANGE	L	D	G	H	GHIERA/PINZA NUT / COLLET	PESO WEIGHT (Kg)
40	CBT40-ER25-75	P2772011	1.0 - 16.0	75	42	M12	65	ER25	1.40
	CBT40-ER25-100	P2772002	1.0 - 16.0	100	42	M12	65	ER25	1.80
	CBT40-ER32-60	P2772014	1.0 - 20.0	60	50	M12	65	ER32	1.80
	CBT40-ER32-100	P2772003	1.0 - 20.0	100	50	M12	65	ER32	2.20

- ▶ Per le pinze vedere da pag. 63
- ▶ For applicable ER collet, please refer to pag. 63
- ▶ Per le ghiera vedere pag. 68
- ▶ For applicable ER nut, please refer to pag. 68
- ▶ Per le chiavi vedere pag. 68
- ▶ For applicable spanner, please refer to pag. 68

MANDRINO PORTA PINZE ER

ER

ER COLLET CHUCK



JIS B6339 - BT	Tolleranza Cono Taper Accuracy AT3	Grado Bilanciatura G Value 2.5	Numero Giri RPM 25,000	TIPO Coolant System AD-AD/B
-----------------------	--	--	--	---

JIS B6339/MAS 403-BT

Unità: mm									
CONO	DESCRIZIONE	CODICE	GAMMA SERRAGGIO	L	D	G	H	GHIERA/PINZA	PESO
TAPER No.	MODEL No.	EDP No.	CLAMPING RANGE					NUT / COLLET	WEIGHT (Kg)
30	BT30-ER25-70	P2776509A	1.0 - 16.0	70	42	M12	65	ER25	1.20
	BT30-ER32-60	P2776511A	1.0 - 20.0	60	50	M12	65	ER32	1.40
40	BT40AD/B-ER11-75	P2776513	0.5 - 7.0	75	19	M6	45	ER11	1.00
	BT40AD/B-ER11-100	P2776514	0.5 - 7.0	100	19	M6	45	ER11	1.10
	BT40AD/B-ER16-75	P2776504	0.5 - 10.0	75	28	M12	45	ER16	1.10
	BT40AD/B-ER16-120	P2776515	0.5 - 10.0	120	28	M12	45	ER16	1.40
	BT40AD/B-ER20-75	P2776516	0.5 - 13.0	75	34	M12	50	ER20	1.40
	BT40AD/B-ER25-75	P2600012	1.0 - 16.0	75	42	M12	65	ER25	1.40
	BT40AD/B-ER25-150	P2776519	1.0 - 16.0	150	42	M12	65	ER25	2.40
	BT40AD/B-ER32-60	P2553501	1.0 - 20.0	60	50	M12	65	ER32	1.80
	BT40AD/B-ER32-100	P2776505	1.0 - 20.0	100	50	M12	65	ER32	2.20
	50	BT50AD/B-ER16-100	P2776522	0.5 - 10.0	100	28	M12	45	ER16
BT50AD/B-ER20-100		P2776525	0.5 - 13.0	100	34	M12	50	ER20	4.60
BT50AD/B-ER25-100		P2776528	1.0 - 16.0	100	42	M12	65	ER25	4.70
BT50AD/B-ER32-100		P2600026	1.0 - 20.0	100	50	M12	65	ER32	5.20

- ▶ Per le pinze vedere da pag. 63
- ▶ For applicable ER collet, please refer to pag. 63
- ▶ Per le ghiera vedere pag. 68
- ▶ For applicable ER nut, please refer to pag. 68
- ▶ Per le chiavi vedere pag. 68
- ▶ For applicable spanner, please refer to pag. 68

 HYDRAULIC CHUCK
 IDRAULICI
 SHRINK FIT HOLDER
 CALETTAMENTO TERMICO
 ER COLLET CHUCK
 PORTA PINZE "ER"
 END MILL HOLDER
 WELDON
 SHELL MILL ARBOR
 PORTA FRESE
 POWER MILLING CHUCK
 FORTE SERRAGGIO
 MORSE TAPER ARBOR
 CONO MORSE
 SK SLIM CHUCK
 SK SLIM
 SYNCHRO TAPPING CHUCK
 SYNCHRO PER MASCHIATURA
 TAPPING ER CHUCK
 PORTA PINZE "ER" PER MASCHIATURA
 TAPPING CHUCK
 MASCHIATURA
 NC DRILL CHUCK
 PORTA PUNTE INTEGRALI
 PULL STUD
 TIRANTI

PORTA PINZE "ER"

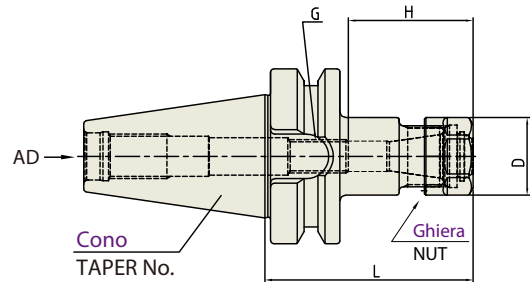
ER COLLET CHUCK



MANDRINO PORTA PINZE ER

ER

ER COLLET CHUCK



■ JIS B6339/MAS 403-BT

JIS B6339 - BT	Tolleranza Cono Taper Accuracy AT3	Grado Bilanciatura G Value 6.3	Numero Giri RPM 15,000	TIPO Coolant System AD
-------------------	--	--------------------------------------	------------------------------	------------------------------

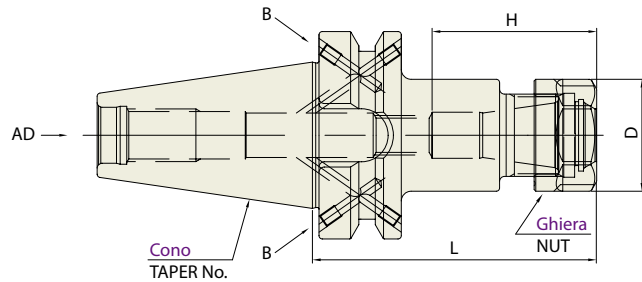
Unità: mm

CONO TAPER No.	DESCRIZIONE MODEL No.	CODICE EDP No.	GAMMA SERRAGGIO CLAMPING RANGE	L	D	G	H	GHIERA/PINZA NUT / COLLET	PESO WEIGHT (Kg)
30	BT30-ER16-100	P2772110	0.5 - 10.0	100	28	M12	45	ER16	1.10
	BT30-ER20-80	P2772111	0.5 - 13.0	80	34	M12	50	ER20	1.20
	BT30-ER20-100	P2772112	0.5 - 13.0	100	34	M12	50	ER20	1.30
	BT30-ER32-60	P2772144	1.0 - 20.0	60	50	M12	65	ER32	1.40
	BT30-ER32-90	P2772115	1.0 - 20.0	90	50	M12	65	ER32	1.90
40	BT40-ER11-75	P2772116	0.5 - 7.0	75	19	M6	45	ER11	1.00
	BT40-ER16-75	P2772101	0.5 - 10.0	75	28	M12	45	ER16	1.10
	BT40-ER16-100	P2772118	0.5 - 10.0	100	28	M12	45	ER16	1.20
	BT40-ER16-120	P2772119	0.5 - 10.0	120	28	M12	45	ER16	1.40
	BT40-ER20-75	P2772102	0.5 - 13.0	75	34	M12	50	ER20	1.40
	BT40-ER20-100	P2772120	0.5 - 13.0	100	34	M12	50	ER20	1.80
	BT40-ER25-75	P2772103	1.0 - 16.0	75	42	M12	65	ER25	1.40
	BT40-ER25-100	P2772122	1.0 - 16.0	100	42	M12	65	ER25	1.80
	BT40-ER25-135	P2772123	1.0 - 16.0	135	42	M12	65	ER25	2.20
	BT40-ER25-150	P2772124	1.0 - 16.0	150	42	M12	65	ER25	2.40
	BT40-ER32-60	P2772104	1.0 - 20.0	60	50	M12	65	ER32	1.80
	BT40-ER32-100	P2772125	1.0 - 20.0	100	50	M12	65	ER32	2.20
	BT40-ER32-120	P2772105	1.0 - 20.0	120	50	M12	65	ER32	2.40
50	BT40-ER32-150	P2772126	1.0 - 20.0	150	50	M12	65	ER32	2.60
	BT40-ER40-80	P2772127	2.0 - 30.0	80	63	M12	75	ER40	1.50
	BT50-ER16-100	P2772128	0.5 - 10.0	100	28	M12	45	ER16	4.20
	BT50-ER16-165	P2772130	0.5 - 10.0	165	28	M12	45	ER16	4.60
	BT50-ER20-135	P2772132	0.5 - 13.0	135	34	M12	50	ER20	4.80
	BT50-ER25-100	P2772134	1.0 - 16.0	100	42	M12	65	ER25	4.70
	BT50-ER25-165	P2772136	1.0 - 16.0	165	42	M12	65	ER25	5.00
MASCHIATURA	BT50-ER40-100	P2772140	2.0 - 30.0	100	63	M12	75	ER40	5.60
	BT50-ER40-150	P2772141	2.0 - 30.0	150	63	M12	75	ER40	6.10

- ▶ Per le pinze vedere da pag. 63
- ▶ For applicable ER collet, please refer to pag. 63
- ▶ Per le ghiera vedere pag. 68
- ▶ For applicable ER nut, please refer to pag. 68
- ▶ Per le chiavi vedere pag. 68
- ▶ For applicable spanner, please refer to pag. 68

MANDRINO PORTA PINZE ER
ER

ER COLLET CHUCK



JIS B6339 - BT	Tolleranza Cono Taper Accuracy AT3	Grado Bilanciatura G Value 6.3	Numero Giri RPM 15,000	TIPO Coolant System AD/B
-----------------------	--	--	--	--

JIS B6339/MAS 403-BT

Unità: mm

CONO TAPER No.	DESCRIZIONE MODEL No.	CODICE EDP No.	GAMMA SERRAGGIO CLAMPING RANGE	L	D	G	H	GHIERA/PINZA NUT / COLLET	PESO WEIGHT (Kg)
40	BT40AD/B-ER16-63	P2553001	0.5 ~ 10.0	63	28	-	-	ER16	1.10
	BT40AD/B-ER16-75	P2776553	0.5 - 10.0	75	28	M12	45	ER16	1.10
	BT40AD/B-ER16-100	P2776554	0.5 - 10.0	100	28	M12	45	ER16	1.20
	BT40AD/B-ER16-120	P2776555	0.5 - 10.0	120	28	M12	45	ER16	1.40
	BT40AD/B-ER20-63	P2553016	1.0 ~ 13.0	63	34	-	-	ER20	1.40
	BT40AD/B-ER20-75	P2776556	0.5 - 13.0	75	34	M12	50	ER20	1.40
	BT40AD/B-ER20-100	P2776557	0.5 - 13.0	100	34	M12	50	ER20	1.80
	BT40AD/B-ER20-135	P2776558	0.5 - 13.0	135	34	M12	50	ER20	2.20
	BT40AD/B-ER25-60	P2553002	1.0 ~ 16.0	60	42	-	-	ER25	1.40
	BT40AD/B-ER25-75	P2776559	1.0 - 16.0	75	42	M12	65	ER25	1.40
	BT40AD/B-ER25-100	P2776560	1.0 - 16.0	100	42	M12	65	ER25	1.80
	BT40AD/B-ER25-135	P2776561	1.0 - 16.0	135	42	M12	65	ER25	2.20
	BT40AD/B-ER25-150	P2776562	1.0 - 16.0	150	42	M12	65	ER25	2.40
	BT40AD/B-ER32-60	P2776563	1.0 - 20.0	60	50	M12	65	ER32	1.80
	BT40AD/B-ER32-70	P2553003	2.0 ~ 20.0	70	50	-	-	ER32	1.80
	BT40AD/B-ER32-100	P2776564	1.0 - 20.0	100	50	M12	65	ER32	2.20
BT40AD/B-ER40-80	P2553004	2.0 ~ 26.0	80	63	-	-	ER40	1.50	
50	BT50AD/B-ER16-70	P2553011	0.5 ~ 10.0	70	28	-	-	ER16	3.60
	BT50AD/B-ER16-100	P2776565	0.5 - 10.0	100	28	M12	45	ER16	4.20
	BT50AD/B-ER16-120	P2776566	0.5 - 10.0	120	28	M12	45	ER16	4.40
	BT50AD/B-ER16-165	P2776567	0.5 - 10.0	165	28	M12	45	ER16	4.60
	BT50AD/B-ER20-70	P2553015	0.5 ~ 13.0	70	34	-	-	ER20	3.60
	BT50AD/B-ER20-100	P2776568	0.5 - 13.0	100	34	M12	50	ER20	4.60
	BT50AD/B-ER20-135	P2776569	0.5 - 13.0	135	34	M12	50	ER20	4.80
	BT50AD/B-ER20-165	P2776570	0.5 - 13.0	165	34	M12	50	ER20	5.00
	BT50AD/B-ER25-70	P2553012	1.0 ~ 16.0	70	42	-	-	ER25	3.70
	BT50AD/B-ER25-100	P2776571	1.0 - 16.0	100	42	M12	65	ER25	4.70
	BT50AD/B-ER25-135	P2776572	1.0 - 16.0	135	42	M12	65	ER25	4.80
	BT50AD/B-ER25-165	P2776573	1.0 - 16.0	165	42	M12	65	ER25	5.00
	BT50AD/B-ER32-70	P2553013	1.0 ~ 20.0	70	50	-	-	ER32	3.70
	BT50AD/B-ER32-100	P2776574	1.0 - 20.0	100	50	M12	65	ER32	5.20
	BT50AD/B-ER32-135	P2776575	1.0 - 20.0	135	50	M12	65	ER32	5.70
	BT50AD/B-ER32-165	P2776576	1.0 - 20.0	165	50	M12	65	ER32	5.80
BT50AD/B-ER40-80	P2553014	2.0 ~ 30.0	80	63	-	-	ER40	3.90	
BT50AD/B-ER40-100	P2776577	2.0 - 30.0	100	63	M12	75	ER40	5.60	
BT50AD/B-ER40-150	P2776578	2.0 - 30.0	150	63	M12	75	ER40	6.10	

► Per le pinze vedere da pag. 63

► Per le ghiera vedere pag. 68

► Per le chiavi vedere pag. 68

► For applicable ER collet, please refer to pag. 63

► For applicable ER nut, please refer to pag. 68

► For applicable spanner, please refer to pag. 68

 HYDRAULIC CHUCK
 IDRAULICI
 SHRINK FIT HOLDER
 CALETTAMENTO TERMICO
 ER COLLET CHUCK
 PORTA PINZE "ER"
 END MILL HOLDER
 WELDON
 SHELL MILL ARBOR
 PORTA FRESE
 POWER MILLING CHUCK
 FORTE SERRAGGIO
 MORSE TAPER ARBOR
 CONO MORSE
 SK SLIM CHUCK
 SK SLIM
 SYNCHRO TAPPING CHUCK
 SYNCHRO PER MASCHIATURA
 TAPPING ER CHUCK
 PORTA PINZE "ER" PER MASCHIATURA
 TAPPING CHUCK
 MASCHIATURA
 NC DRILL CHUCK
 PORTA PUNTE INTEGRALI
 PULL STUD
 TIRANTI

PORTA PINZE "ER"

ER COLLET CHUCK

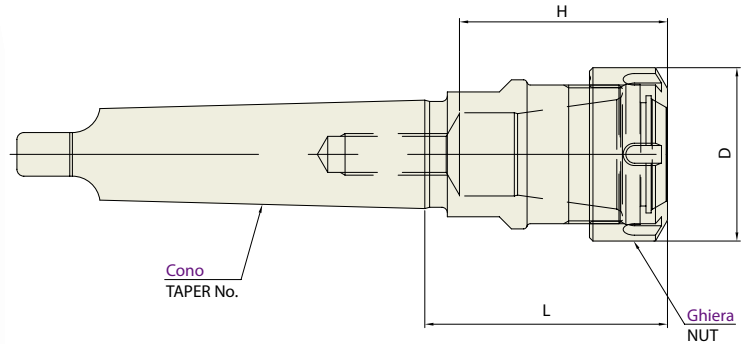


MANDRINO PORTA PINZE ER



ER

ER COLLET CHUCK



■ DIN 228-MTA

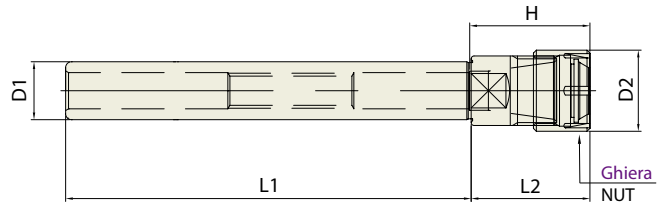
Unità: mm

CONO TAPER No.	DESCRIZIONE MODEL No.	CODICE EDP No.	GAMMA SERRAGGIO CLAMPING RANGE	L	D	H	GHIERA/PINZA NUT / COLLET	PESO WEIGHT (Kg)
4	MTA4-ER32	P2772249	1.0 - 20.0	65	50	48	ER32	1.30

PROLUNGHE MANDRINO PORTA PINZE

ER

EXTENSION ER COLLET CHUCK



Unità: mm										
CONO	DESCRIZIONE	CODICE	GAMMA SERRAGGIO	D1	D2	L1	L2	H	GHIERA/PINZA	PESO
TAPER No.	MODEL No.	EDP No.	CLAMPING RANGE						NUT / COLLET	WEIGHT (Kg)
25	K25-ER16M-140	P2772209	0.5 - 10.0	25	22	140	41	-	ER16	0.50
	K25-ER20M-140	P2772210	0.5 - 13.0	25	28	140	41	79	ER20	0.52
	K25-ER25M-140	P2772211	1.0 - 16.0	25	35	140	45	82	ER25	0.50

- HYDRAULIC CHUCK
- IDRAULICI
- SHRINK FIT HOLDER
- CALETTAMENTO TERMICO
- ER COLLET CHUCK
- PORTA PINZE "ER"**
- END MILL HOLDER
- WELDON
- SHELL MILL ARBOR
- PORTA FRESE
- POWER MILLING CHUCK
- FORTE SERRAGGIO
- MORSE TAPER ARBOR
- CONO MORSE
- SK SLIM CHUCK
- SK SLIM
- SYNCHRO TAPPING CHUCK
- SYNCHRO PER MASCHIATURA
- TAPPING ER CHUCK
- PORTA PINZE "ER" PER MASCHIATURA
- TAPPING CHUCK
- MASCHIATURA
- NC DRILL CHUCK
- PORTA PUNTE INTEGRALI
- PULL STUD
- TIRANTI

PORTA PINZE "ER"

ER COLLET CHUCK



MANDRINO PORTA PINZE - ER - PER CNC TORNIO

ER

HYDRAULIC CHUCK

IDRAULICI

ER COLLET CHUCK

SHRINK FIT HOLDER

CALETTAMENTO TERMICO

ER COLLET CHUCK

PORTA PINZE "ER"

END MILL HOLDER

WELDON

SHELL MILL ARBOR

PORTA FRESE

POWER MILLING CHUCK

FORTE SERRAGGIO

MORSE TAPER ARBOR

CONO MORSE

SK SLIM CHUCK

SK SLIM

SYNCHRO TAPPING CHUCK

SYNCHRO PER MASCHIATURA

TAPPING ER CHUCK

PORTA PINZE "ER" PER MASCHIATURA

TAPPING CHUCK

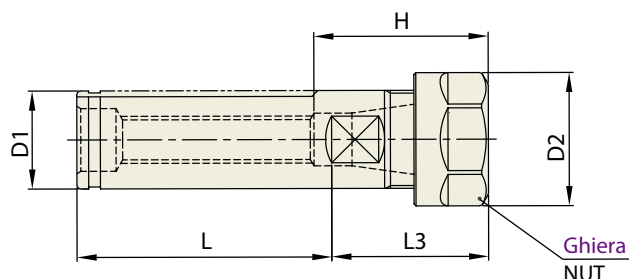
MASCHIATURA

NC DRILL CHUCK

PORTA PUNTE INTEGRALI

PULL STUD

TIRANTI



Unità: mm

CONO	DESCRIZIONE	CODICE	GAMMA SERRAGGIO	D1	D2	L	L3	H	GHIERA/PINZA	PESO
TAPER No.	MODEL No.	EDP No.	CLAMPING RANGE						NUT / COLLET	WEIGHT (Kg)
25	NC25-ER16	P2772311	0.5 - 10.0	25	28	65	36	35.6	ER16	0.45
	NC25-ER20	P2772301	0.5 - 13.0	25	34	65	40	44.5	ER20	0.50
	NC25-ER25	P2772302	1.0 - 16.0	25	42	65	40	41	ER25	0.55
32	NC32-ER20	P2772303	0.5 - 13.0	32	34	60	39.5	44.5	ER20	0.60
	NC32-ER25	P2772304	1.0 - 16.0	32	42	70	40	41	ER25	0.70
	NC32-ER32	P2772305	1.0 - 20.0	32	50	70	45	47	ER32	0.75
40	NC40-ER32	P2772306	1.0 - 20.0	40	50	75	45	60	ER32	1.25

PORTA PINZE "ER"

ER COLLET CHUCK



PINZE ER - UF

UF

ER COLLET - UF



Unità: mm

	NEW ER 8		NEW ER 11		ER 16		ER 20	
	GAMMA SERRAGGIO	CODICE	GAMMA SERRAGGIO	CODICE	GAMMA SERRAGGIO	CODICE	GAMMA SERRAGGIO	CODICE
	CLAMPING RANGE	EDP No.	CLAMPING RANGE	EDP No.	CLAMPING RANGE	EDP No.	CLAMPING RANGE	EDP No.
FORTE SERRAGGIO	1.0 - 0.5	P2506292	1.0 - 0.5	P2506311	1.0 - 0.5	P2506201	NEW 1.0 - 0.5	P2506344
	1.5 - 1.0	P2506293	1.5 - 1.0	P2506312	NEW 1.5 - 1.0	P2778506	NEW 1.5 - 1.0	P2506345
MORSE TAPER ARBOR	2.0 - 1.5	P2506294	2.0 - 1.5	P2506313	2.0 - 1.0	P2506202	2.0 - 1.0	P2506332
	2.5 - 2.0	P2506295	2.5 - 2.0	P2506314	3.0 - 2.0	P2506203	NEW 2.5 - 2.0	P2506346
CONO MORSE	3.0 - 2.5	P2506296	3.0 - 2.5	P2506315	4.0 - 3.0	P2506204	3.0 - 2.0	P2506333
	3.5 - 3.0	P2506297	3.5 - 3.0	P2506316	5.0 - 4.0	P2506205	4.0 - 3.0	P2506334
SK SLIM CHUCK	4.0 - 3.5	P2506298	4.0 - 3.5	P2506317	6.0 - 5.0	P2506206	5.0 - 4.0	P2506335
	4.5 - 4.0	P2506299	4.5 - 4.0	P2506318	7.0 - 6.0	P2506207	6.0 - 5.0	P2506336
SK SLIM	5.0 - 4.5	P2506300	5.0 - 4.5	P2506319	8.0 - 7.0	P2506208	7.0 - 6.0	P2506337
			5.5 - 5.0	P2506320	9.0 - 8.0	P2506209	8.0 - 7.0	P2506338
			6.0 - 5.5	P2506321	10.0 - 9.0	P2506210	9.0 - 8.0	P2506339
SYNCHRO TAPPING CHUCK			6.5 - 6.0	P2506322			10.0 - 9.0	P2506340
			7.0 - 6.5	P2506323			11.0 - 10.0	P2506341
SYNCHRO PER MASCHIATURA							12.0 - 11.0	P2506342
							13.0 - 12.0	P2506343
TAPPING ER CHUCK								
PORTA PINZE "ER" PER MASCHIATURA								
TAPPING CHUCK	STANDARD SET Ø1.0 - 5.0mm 9 PZ	P2506301	STANDARD SET Ø1.0 - 7.0mm 13 PZ	P2506302	STANDARD SET Ø0.5 - 10.0mm 10 PZ	P2506303	STANDARD SET Ø1.0 - 13.0mm 12 PZ	P2506304

PORTA PINZE "ER"

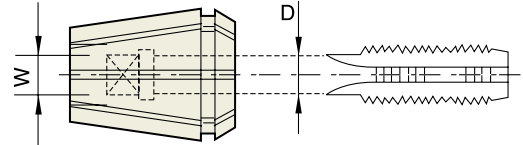
ER COLLET CHUCK



PINZE PER MASCHIATURA ER - DIN

RDTC

TAP ER COLLET (DIN)

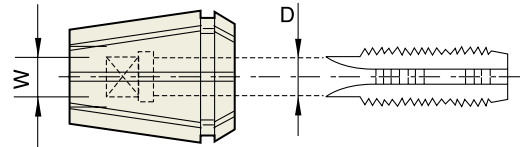


Unità: mm

DIN STANDARD						RD 16TC			RD 20TC			RD 25TC		
DIN 371	DIN 376	DIN 374	DIN 352	DIN 2181	DIN 5156	D (Ø)	W (Ø)	CODICE EDP No.	D (Ø)	W (Ø)	CODICE EDP No.	D (Ø)	W (Ø)	CODICE EDP No.
M3			M3	M3		3.5	2.7	P2772507D	3.5	2.7	P2772514D	3.5	2.7	P2772524D
M3,5						4.0	3.0	P2772508D	4.0	3.0	P2772515D	4.0	3.0	P2772525D
M4		M4	M4	M4		4.5	3.4	P2772509D	4.5	3.4	P2772516D	4.5	3.4	P2772526D
M4,5					1/16 28TPI	6.0	4.9	P2772512D	6.0	4.9	P2772519D	6.0	4.9	P2772529D
M5		M5	M5	M5		6.0	4.9	P2772512D	6.0	4.9	P2772519D	6.0	4.9	P2772529D
M6		M6	M6	M6		6.0	4.9	P2772512D	6.0	4.9	P2772519D	6.0	4.9	P2772529D
M7		M7		M7	1/8 28TPI	7.0	5.5	P2772513D	7.0	5.5	P2772520D	7.0	5.5	P2772530D
M8		M8	M8	M8					8.0	6.2	P2772521D	8.0	6.2	P2772531D
	M11			M11					8.0	6.2	P2772521D	8.0	6.2	P2772531D
	M9			M9					9.0	7.0	P2772522D	9.0	7.0	P2772532D
	M12	M12	M12	M12					9.0	7.0	P2772522D	9.0	7.0	P2772532D
	M10		M10	M10					10.0	8.0	P2772523D	10.0	8.0	P2772533D
				M13	1/4 19TPI							11.0	9.0	P2772534D
	M14	M14	M14	M14								11.0	9.0	P2772534D
				M15	3/8 19TPI							12.0	9.0	P2772535D
	M16	M16	M16	M16								12.0	9.0	P2772535D
	M18	M18	M18									14.0	11.0	P2772536D
	M20	M20	M20		1/2 14TPI							16.0	12.0	P2772537D
	M22	M22			5/8 14TPI									
	M24													
	M27				3/4 14TPI									
	M30				7/8 14TPI									
		M32												

PINZE PER MASCHIATURA ER - DIN
RDTC

TAP ER COLLET (DIN)



Unità: mm

DIN STANDARD						RD 32TC			RD 40TC		
DIN 371	DIN 376	DIN 374	DIN 352	DIN 2181	DIN 5156	D (Ø)	W (Ø)	CODICE EDP No.	D (Ø)	W (Ø)	CODICE EDP No.
M3			M3	M3		3.5	2.7	P2772538D	3.5	2.7	P2772552D
M3,5						4.0	3.0	P2772539D	4.0	3.0	P2772553D
M4		M4	M4	M4		4.5	3.4	P2772540D	4.5	3.4	P2772554D
M4,5					1/16 28TPI	6.0	4.9	P2772543D	6.0	4.9	P2772557D
M5		M5	M5	M5		6.0	4.9	P2772543D	6.0	4.9	P2772557D
M6		M6	M6	M6		6.0	4.9	P2772543D	6.0	4.9	P2772557D
M7		M7		M7	1/8 28TPI	7.0	5.5	P2772544D	7.0	5.5	P2772558D
M8		M8	M8	M8		8.0	6.2	P2772545D	8.0	6.2	P2772559D
	M11			M11		8.0	6.2	P2772545D	8.0	6.2	P2772559D
M9				M9		9.0	7.0	P2772546D	9.0	7.0	P2772560D
	M12	M12	M12	M12		9.0	7.0	P2772546D	9.0	7.0	P2772560D
M10		M10	M10	M10		10.0	8.0	P2772547D	10.0	8.0	P2772561D
				M13	1/4 19TPI	11.0	9.0	P2772548D	11.0	9.0	P2772562D
	M14	M14	M14	M14		11.0	9.0	P2772548D	11.0	9.0	P2772562D
				M15	3/8 19TPI	12.0	9.0	P2772549D	12.0	9.0	P2772563D
	M16	M16	M16	M16		12.0	9.0	P2772549D	12.0	9.0	P2772563D
	M18	M18	M18			14.0	11.0	P2772550D	14.0	11.0	P2772564D
	M20	M20	M20		1/2 14TPI	16.0	12.0	P2772551D	16.0	12.0	P2772565D
	M22	M22			5/8 14TPI				18.0	14.5	P2772566D
	M24								18.0	14.5	P2772566D
	M27				3/4 14TPI				20.0	22.0	P2772567D
	M30				7/8 14TPI				22.0	18.0	P2772568D
		M32							22.0	18.0	P2772568D

- HYDRAULIC CHUCK
- IDRAULICI
- SHRINK FIT HOLDER
- CALETTAMENTO TERMICO
- ER COLLET CHUCK
- PORTA PINZE "ER"**
- END MILL HOLDER
- WELDON
- SHELL MILL ARBOR
- PORTA FRESE
- POWER MILLING CHUCK
- FORTE SERRAGGIO
- MORSE TAPER ARBOR
- CONO MORSE
- SK SLIM CHUCK
- SK SLIM
- SYNCHRO TAPPING CHUCK
- SYNCHRO PER MASCHIATURA
- TAPPING ER CHUCK
- PORTA PINZE "ER" PER MASCHIATURA
- TAPPING CHUCK
- MASCHIATURA
- NC DRILL CHUCK
- PORTA PUNTE INTEGRALI
- PULL STUD
- TIRANTI

HYDRAULIC CHUCK

GHIERE ER

NUT

IDRAULICI

ER NUT

SHRINK FIT HOLDER

CALETTAMENTO TERMICO

ER COLLET CHUCK

PORTA PINZE "ER"



DIN 6499/ISO 15488

■ **SQ-ER Esagonale (Standard: Hex.)**

Unità: mm

DESCRIZIONE	CODICE	FILETTATURA	DIAMETRO	LUNGHEZZA
MODEL No.	EDP No.	Thread	Dia.	Length
SQ-ER16	P2700001	M22×1.50	28.0	18.0
SQ-ER20	P2700002	M25×1.50	34.0	19.5

END MILL HOLDER

WELDON

SHELL MILL ARBOR

PORTA FRESE



■ **SQ-ER Settori (Standard: Round)**

Unità: mm

DESCRIZIONE	CODICE	FILETTATURA	DIAMETRO	LUNGHEZZA
MODEL No.	EDP No.	Thread	Dia.	Length
SQ-ER25	P2700003	M32×1.50	42.0	20.5
SQ-ER32	P2700004	M40×1.50	50.0	23.0
SQ-ER40	P2700005	M50×1.50	63.0	26.0

POWER MILLING CHUCK

FORTE SERRAGGIO

MORSE TAPER ARBOR

CONO MORSE

SK SLIM CHUCK

SK SLIM

CHIAVI ER



SP

ER SPANNER/WRENCH

SYNCHRO TAPPING CHUCK

SYNCHRO PER MASCHIATURA

TAPPING ER CHUCK

PORTA PINZE "ER" PER MASCHIATURA



FIG.1



FIG.2



FIG.3

TAPPING CHUCK

MASCHIATURA

DESCRIZIONE	CODICE	TIPO	FIG.
MODEL No.	EDP No.	APPLICABLE NUT	
ER16SP	P2772602	ER16	1
GE16M	P2772610	ER16M	3
ER20SP	P2772603	ER20	1
ER25SP	P2772604	ER25	2
ER32SP	P2772605	ER32	2
ER40SP	P2772606	ER40	2

NC DRILL CHUCK

PORTA PUNTE INTEGRALI

PULL STUD

TIRANTI

WELDON

• END MILL HOLDER



DIN 69871-SK

DIN 69893/ISO 12164-1-HSK

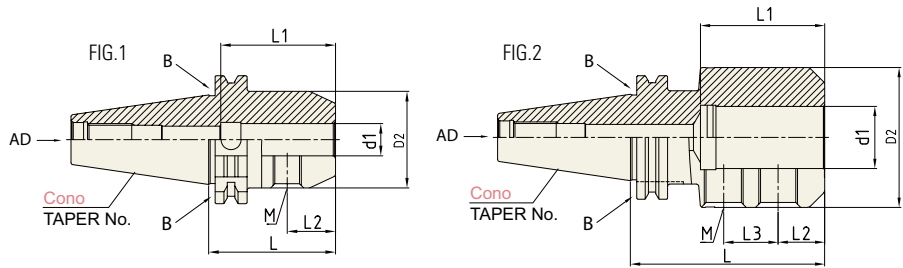
JIS B6339/MAS 403-BT/CBT



MANDRINO TIPO WELDON

EMH

END MILL HOLDER



■ **DIN 69871-SK**

DIN 69871 - SK

Tolleranza Cono Taper Accuracy
AT3

Grado Bilanciatura G Value
2.5

Numero Giri RPM
25,000

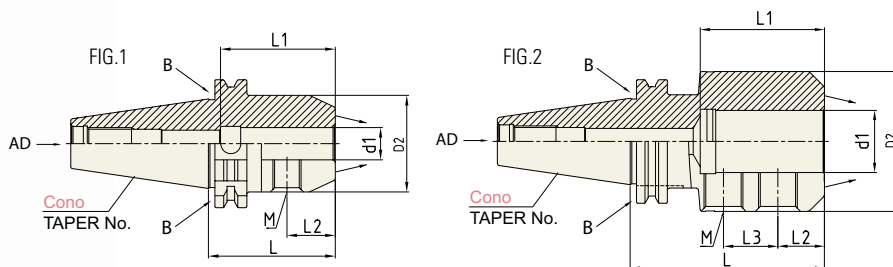
TIPO Coolant System
AD/B

Unità: mm

CONO TAPER No.	DESCRIZIONE MODEL No.	CODICE EDP No.	d1	D2	L	L1	L2	L3	M	FIG.	PESO WEIGHT (Kg)
40	SK40AD/B-EMH6-50	P2779030	6	25	50	35	18	-	M6	1	0.86
	SK40AD/B-EMH8-50	P2779031	8	28	50	35	18	-	M8	1	0.89
	SK40AD/B-EMH10-50	P2779032	10	35	50	39	20	-	M10	1	0.95
	SK40AD/B-EMH12-50	P2779033	12	42	50	46	22.5	-	M12	1	1.03
	SK40AD/B-EMH16-63	P2779034	16	48	63	57	24	-	M14	1	1.26
	SK40AD/B-EMH20-63	P2779035	20	52	63	54	25	-	M16	1	1.28
	SK40AD/B-EMH25-100	P2779036	25	65	100	60	24	25	M18	2	2.28
	SK40AD/B-EMH32-100	P2779037	32	72	100	64	24	28	M20	2	2.50
50	SK50AD/B-EMH6-63	P2779038	6	25	63	35	18	-	M6	1	2.70
	SK50AD/B-EMH8-63	P2779039	8	28	63	35	18	-	M8	1	2.70
	SK50AD/B-EMH10-63	P2779040	10	35	63	39	20	-	M10	1	2.90
	SK50AD/B-EMH12-63	P2779041	12	42	63	46	22.5	-	M12	1	2.90
	SK50AD/B-EMH16-63	P2779042	16	48	63	49	24	-	M14	1	3.00
	SK50AD/B-EMH20-63	P2779043	20	52	63	52	25	-	M16	1	3.05
	SK50AD/B-EMH25-80	P2779044	25	65	80	60	24	25	M18	2	3.73
	SK50AD/B-EMH32-100	P2779045	32	72	100	64	24	28	M20	2	4.53


MANDRINO TIPO WELDON - Con fori di refrigerazione
EMH

END MILL HOLDER (SPRAY NOZZLE TYPE)



DIN 69871 - SK	Tolleranza Cono Taper Accuracy AT3	Grado Bilanciatura G Value 2.5	Numero Giri RPM 25,000	TIPO Coolant System AD/B+C
-----------------------	--	--	----------------------------------	--------------------------------------

■ DIN 69871-SK

Unità: mm											
CONO TAPER No.	DESCRIZIONE MODEL No.	CODICE EDP No.	d1	D2	L	L1	L2	L3	M	FIG.	PESO WEIGHT (Kg)
40	SK40AD/B-EMH6C-50	P2779048	6	25	50	35	18	-	M6	1	0.86
	SK40AD/B-EMH8C-50	P2779049	8	28	50	35	18	-	M8	1	0.89
	SK40AD/B-EMH10C-50	P2779050	10	35	50	39	20	-	M10	1	0.95
	SK40AD/B-EMH12C-50	P2779051	12	42	50	46	22.5	-	M12	1	1.03
	SK40AD/B-EMH16C-63	P2779053	16	48	63	57	24	-	M14	1	1.28
	SK40AD/B-EMH20C-63	P2779055	20	52	63	54	25	-	M16	1	1.28
	SK40AD/B-EMH25C-100	P2779056	25	65	100	60	24	25	M18	2	2.28
	SK40AD/B-EMH32C-100	P2779057	32	72	100	64	24	28	M20	2	2.50
50	SK50AD/B-EMH6C-63	P2779058	6	25	63	35	18	-	M6	1	2.70
	SK50AD/B-EMH8C-63	P2779059	8	28	63	35	18	-	M8	1	2.70
	SK50AD/B-EMH10C-63	P2779060	10	35	63	39	20	-	M10	1	2.90
	SK50AD/B-EMH12C-63	P2779061	12	42	63	46	22.5	-	M12	1	2.90
	SK50AD/B-EMH16C-63	P2779063	16	48	63	49	24	-	M14	1	3.00
	SK50AD/B-EMH25C-80	P2779066	25	65	80	60	24	25	M18	2	3.73

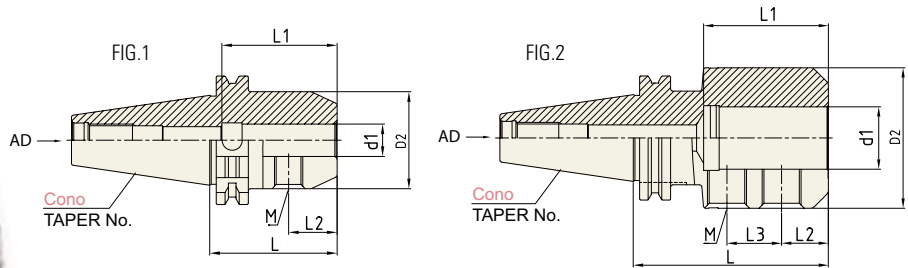
- HYDRAULIC CHUCK
- IDRAULICI
- SHRINK FIT HOLDER
- CALETTAMENTO TERMICO
- ER COLLET CHUCK
- PORTA PINZE "ER"
- END MILL HOLDER
- WELDON
- SHELL MILL ARBOR
- PORTA FRESE
- POWER MILLING CHUCK
- FORTE SERRAGGIO
- MORSE TAPER ARBOR
- CONO MORSE
- SK SLIM CHUCK
- SK SLIM
- SYNCHRO TAPPING CHUCK
- SYNCHRO PER MASCHIATURA
- TAPPING ER CHUCK
- PORTA PINZE "ER" PER MASCHIATURA
- TAPPING CHUCK
- MASCHIATURA
- NC DRILL CHUCK
- PORTA PUNTE INTEGRALI
- PULL STUD
- TIRANTI

NEW

MANDRINO TIPO WELDON

EMH

END MILL HOLDER



■ DIN 69871-SK

DIN 69871 - SK

Tolleranza Cono Taper Accuracy
AT3

Grado Bilanciatura G Value
6.3

Numero Giri RPM
15,000

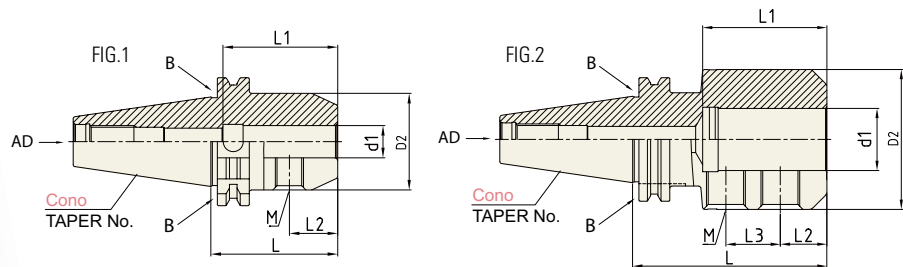
TIPO Coolant System
AD

Unità: mm

CONO TAPER No.	DESCRIZIONE MODEL No.	CODICE EDP No.	d1	D2	L	L1	L2	L3	M	FIG.	PESO WEIGHT (Kg)
40	SK40-EMH6-50	P2521009	6	25	50	35	18	-	M6	1	0.86
	SK40-EMH8-50	P2521010	8	28	50	35	18	-	M8	1	0.89
	SK40-EMH10-50	P2521011	10	35	50	39	20	-	M10	1	0.95
	SK40-EMH12-50	P2521012	12	42	50	46	22.5	-	M12	1	1.03
	SK40-EMH16-63	P2521013	16	48	63	57	24	-	M14	1	1.26
	SK40-EMH20-63	P2521014	20	52	63	54	25	-	M16	1	1.28
	SK40-EMH25-100	P2521015	25	65	100	60	24	25	M18	2	2.28
	SK40-EMH32-100	P2521016	32	72	100	64	24	28	M20	2	2.50
50	SK50-EMH10-63	P2521019	10	35	63	39	20	-	M10	1	2.90
	SK50-EMH20-63	P2521022	20	52	63	52	25	-	M16	1	3.05
	SK50-EMH25-80	P2521023	25	65	80	60	24	25	M18	2	3.73
	SK50-EMH32-100	P2521024	32	72	100	64	24	28	M20	2	4.53

MANDRINO TIPO WELDON
EMH

END MILL HOLDER



DIN 69871 - SK	Tolleranza Cono Taper Accuracy AT3	Grado Bilanciatura G Value 6.3	Numero Giri RPM 15,000	TIPO Coolant System AD/B
-----------------------	--	--	--	--

■ DIN 69871-SK

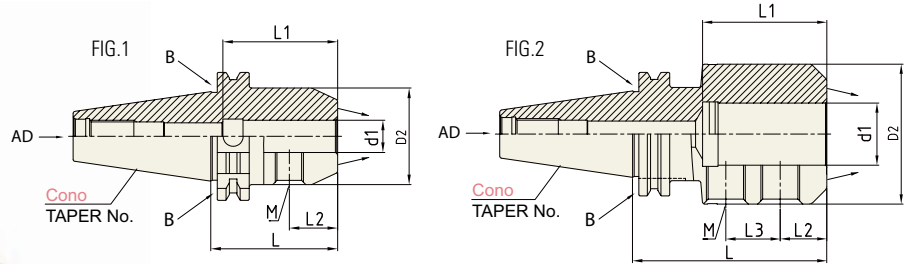
Unità: mm												
CONO	DESCRIZIONE	CODICE	d1	D2	L	L1	L2	L3	M	FIG.	PESO	
TAPER No.	MODEL No.	EDP No.										WEIGHT (Kg)
40	SK40AD/B-EMH6-50	P2531009	6	25	50	35	18	-	M6	1	0.86	
	SK40AD/B-EMH8-50	P2531010	8	28	50	35	18	-	M8	1	0.89	
	SK40AD/B-EMH10-50	P2531011	10	35	50	39	20	-	M10	1	0.95	
	SK40AD/B-EMH12-50	P2531012	12	42	50	46	22.5	-	M12	1	1.03	
	SK40AD/B-EMH14-50	P2531032	14	44	50	-	-	-	-	1	1.26	
	SK40AD/B-EMH16-63	P2531013	16	48	63	57	24	-	M14	1	1.28	
	SK40AD/B-EMH20-63	P2531014	20	52	63	54	25	-	M16	1	1.28	
	SK40AD/B-EMH25-100	P2531015	25	65	100	60	24	25	M18	2	2.28	
50	SK40AD/B-EMH32-100	P2531016	32	72	100	64	24	28	M20	2	2.50	
	SK50AD/B-EMH6-63	P2531017	6	25	63	35	18	-	M6	1	2.70	
	SK50AD/B-EMH8-63	P2531018	8	28	63	35	18	-	M8	1	2.70	
	SK50AD/B-EMH10-63	P2531019	10	35	63	39	20	-	M10	1	2.90	
	SK50AD/B-EMH12-63	P2531020	12	42	63	46	22.5	-	M12	1	2.90	
	SK50AD/B-EMH14-63	P2531044	14	44	63	-	-	-	-	1	3.00	
	SK50AD/B-EMH16-63	P2531021	16	48	63	49	24	-	M14	1	3.00	
	SK50AD/B-EMH18-63	P2531045	18	50	63	-	-	-	-	1	3.00	
	SK50AD/B-EMH20-63	P2531022	20	52	63	52	25	-	M16	1	3.05	
	SK50AD/B-EMH25-80	P2531023	25	65	80	60	24	25	M18	2	3.73	
	SK50AD/B-EMH32-100	P2531024	32	72	100	64	24	28	M20	2	4.53	
	SK50AD/B-EMH40-100	P2531025	40	80	100	74	30	32	M20	2	4.77	
SK50AD/B-EMH50-125	P2531026	50	100	125	84	35	35	M24	2	7.03		

 HYDRAULIC CHUCK
 IDRAULICI
 SHRINK FIT HOLDER
 CALETTAMENTO TERMICO
 ER COLLET CHUCK
 PORTA PINZE "ER"
 END MILL HOLDER
 WELDON
 SHELL MILL ARBOR
 PORTA FRESE
 POWER MILLING CHUCK
 FORTE SERRAGGIO
 MORSE TAPER ARBOR
 CONO MORSE
 SK SLIM CHUCK
 SK SLIM
 SYNCHRO TAPPING CHUCK
 SYNCHRO PER MASCHIATURA
 TAPPING ER CHUCK
 PORTA PINZE "ER" PER MASCHIATURA
 TAPPING CHUCK
 MASCHIATURA
 NC DRILL CHUCK
 PORTA PUNTE INTEGRALI
 PULL STUD
 TIRANTI

MANDRINO TIPO WELDON - Con fori di refrigerazione

EMH

END MILL HOLDER (SPRAY NOZZLE TYPE)



■ DIN 69871-SK

DIN 69871 - SK	Tolleranza Cono Taper Accuracy AT3	Grado Bilanciatura G Value 6.3	Numero Giri RPM 15,000	TIPO Coolant System AD/B+C
-----------------------	--	--	----------------------------------	--------------------------------------

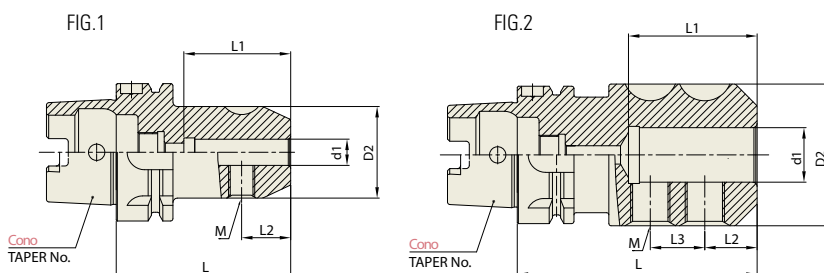
Unità: mm

CONO TAPER No.	DESCRIZIONE MODEL No.	CODICE EDP No.	d1	D2	L	L1	L2	L3	M	FIG.	PESO WEIGHT (Kg)
40	SK40AD/B-EMH6C-50	P2779001	6	25	50	35	18	-	M6	1	0.86
	SK40AD/B-EMH8C-50	P2779002	8	28	50	35	18	-	M8	1	0.89
	SK40AD/B-EMH10C-50	P2779003	10	35	50	39	20	-	M10	1	0.95
	SK40AD/B-EMH12C-50	P2779004	12	42	50	46	22.5	-	M12	1	1.03
	SK40AD/B-EMH16C-63	P2779006	16	48	63	57	24	-	M14	1	1.28
	SK40AD/B-EMH20C-63	P2779008	20	52	63	54	25	-	M16	1	1.28
	SK40AD/B-EMH25C-100	P2779009	25	65	100	60	24	25	M18	2	2.28
	SK40AD/B-EMH32C-100	P2779010	32	72	100	64	24	28	M20	2	2.50
	SK40AD/B-EMH40C-120	P2531041	40	90	120	68	30	32	M20	2	2.75

MANDRINO TIPO WELDON

EMH

END MILL HOLDER


■ DIN 69893/ISO 12164-1-HSK FORM A

DIN 69893 - HSK	Tolleranza Cono Taper Accuracy AT3	Grado Bilanciatura G Value 2.5	Numero Giri RPM 25,000	TIPO Coolant System AD
---------------------------	--	--	--	--

											Unità: mm	
CONO	DESCRIZIONE	CODICE	d1	D2	L	L1	L2	L3	M	FIG.	PESO	
TAPER No.	MODEL No.	EDP No.										WEIGHT (Kg)
63A	HSK63A-EMH6-65	P2775501	6	25	65	35	18	-	M6	1	0.80	
	HSK63A-EMH8-65	P2775502	8	28	65	38	18	-	M8	1	0.80	
	HSK63A-EMH10-65	P2775503	10	35	65	42	20	-	M10	1	0.90	
	HSK63A-EMH12-80	P2775504	12	42	80	47	22.5	-	M12	1	1.10	
	HSK63A-EMH16-80	P2775506	16	48	80	50	24	-	M14	1	1.30	
	HSK63A-EMH20-80	P2775508	20	52	80	52	25	-	M16	1	1.50	
	HSK63A-EMH25-110	P2775509	25	65	110	60	24	25	M16	2	2.30	
	HSK63A-EMH32-110	P2775510	32	72	110	64	24	28	M16	2	2.60	

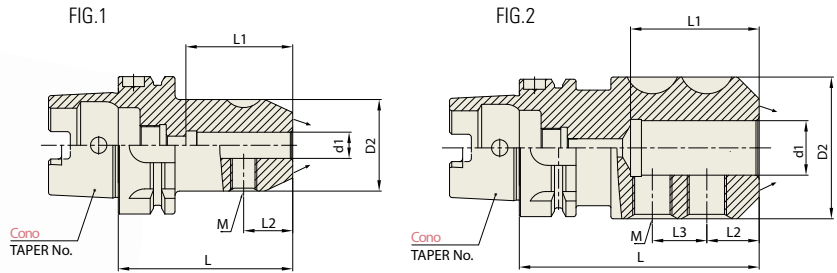
- HYDRAULIC CHUCK
- IDRAULICI
- SHRINK FIT HOLDER
- CALETTAMENTO TERMICO
- ER COLLET CHUCK
- PORTA PINZE "ER"
- END MILL HOLDER
- WELDON
- SHELL MILL ARBOR
- PORTA FRESE
- POWER MILLING CHUCK
- FORTE SERRAGGIO
- MORSE TAPER ARBOR
- CONO MORSE
- SK SLIM CHUCK
- SK SLIM
- SYNCHRO TAPPING CHUCK
- SYNCHRO PER MASCHIATURA
- TAPPING ER CHUCK
- PORTA PINZE "ER" PER MASCHIATURA
- TAPPING CHUCK
- MASCHIATURA
- NC DRILL CHUCK
- PORTA PUNTE INTEGRALI
- PULL STUD
- TIRANTI



MANDRINO TIPO WELDON - Con fori di refrigerazione

EMH

END MILL HOLDER (SPRAY NOZZLE TYPE)



■ DIN 69893/ISO 12164-1-HSK FORM A

DIN 69893 - HSK

Tolleranza Cono
Taper Accuracy
-

Grado Bilanciatura
G Value
2.5

Numero Giri
RPM
25,000

TIPO
Coolant System
AD+C

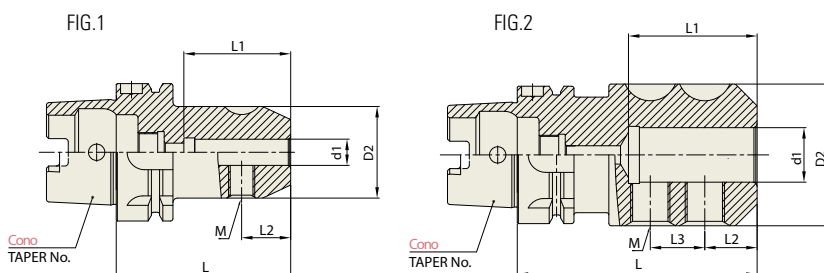
Unità: mm

CONO TAPER No.	DESCRIZIONE MODEL No.	CODICE EDP No.	d1	D2	L	L1	L2	L3	M	FIG.	PESO WEIGHT (Kg)
63A	HSK63A-EMH6C-65	P2777201	6	25	65	35	18	-	M6	1	0.80
	HSK63A-EMH8C-65	P2777202	8	28	65	40	18	-	M8	1	0.80
	HSK63A-EMH10C-65	P2777203	10	35	65	40.5	20	-	M10	1	0.90
	HSK63A-EMH12C-80	P2777204	12	42	80	49	22.5	-	M12	1	1.10
	HSK63A-EMH16C-80	P2777205	16	48	80	52	24	-	M14	1	1.30
	HSK63A-EMH20C-80	P2777208	20	52	80	53	25	-	M16	1	1.50
	HSK63A-EMH25C-110	P2777209	25	65	110	59	24	25	M16	2	2.30
	HSK63A-EMH32C-110	P2777210	32	72	110	63	24	28	M16	2	2.60

MANDRINO TIPO WELDON

EMH

END MILL HOLDER



DIN 69893 - HSK	Tolleranza Cono Taper Accuracy -	Grado Bilanciatura G Value 6.3	Numero Giri RPM 15,000	TIPO Coolant System AD
------------------------	---	---	-------------------------------------	-------------------------------------

■ DIN 69893/ISO 12164-1-HSK FORM A

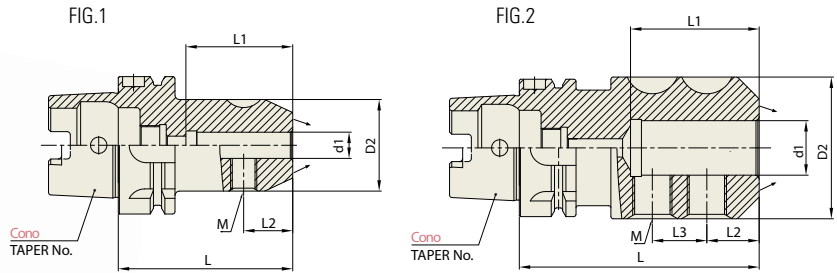
Unità: mm												
CONO	DESCRIZIONE	CODICE	d1	D2	L	L1	L2	L3	M	FIG.	PESO	
TAPER No.	MODEL No.	EDP No.										WEIGHT (Kg)
63A	HSK63A-EMH6-65	P2563001	6	25	65	35	18	-	M6	1	0.80	
	HSK63A-EMH8-65	P2563002	8	28	65	38	18	-	M8	1	0.80	
	HSK63A-EMH10-65	P2563003	10	35	65	42	20	-	M10	1	0.90	
	HSK63A-EMH12-80	P2563004	12	42	80	47	22.5	-	M12	1	1.10	
	HSK63A-EMH14-80	P2563005	14	44	80	47	22.5	-	M12	1	1.20	
	HSK63A-EMH16-80	P2563006	16	48	80	50	24	-	M14	1	1.30	
	HSK63A-EMH18-80	P2563007	18	50	80	50	24	-	M14	1	1.40	
	HSK63A-EMH20-80	P2563008	20	52	80	52	25	-	M16	1	1.50	
	HSK63A-EMH25-110	P2563009	25	65	110	60	24	25	M16	2	2.30	
	HSK63A-EMH32-110	P2563010	32	72	110	64	24	28	M16	2	2.60	
100A	HSK100A-EMH6-80	P2563041	6	25	80	35	18	-	M6	1	0.80	
	HSK100A-EMH8-80	P2563042	8	28	80	35	18	-	M8	1	0.80	
	HSK100A-EMH10-80	P2563043	10	35	80	39	20	-	M10	1	0.90	
	HSK100A-EMH12-80	P2563044	12	42	80	47	22.5	-	M12	1	1.10	
	HSK100A-EMH14-80	P2563045	14	44	80	47	22.5	-	M12	1	1.20	
	HSK100A-EMH16-100	P2563046	16	48	100	50	24	-	M14	1	1.30	
	HSK100A-EMH18-100	P2563047	18	50	100	50	24	-	M14	1	1.40	
	HSK100A-EMH20-100	P2563048	20	52	100	52	25	-	M16	1	1.50	
	HSK100A-EMH25-100	P2563049	25	65	100	60	24	25	M16	2	2.30	
	HSK100A-EMH32-100	P2563050	32	72	100	64	24	28	M16	2	2.60	
NEW	HSK100A-EMH40-120	P2563051	40	80	120	74	30	32	M16	2	2.60	

- HYDRAULIC CHUCK
- IDRAULICI
- SHRINK FIT HOLDER
- CALETTAMENTO TERMICO
- ER COLLET CHUCK
- PORTA PINZE "ER"
- END MILL HOLDER
- WELDON
- SHELL MILL ARBOR
- PORTA FRESE
- POWER MILLING CHUCK
- FORTE SERRAGGIO
- MORSE TAPER ARBOR
- CONO MORSE
- SK SLIM CHUCK
- SK SLIM
- SYNCHRO TAPPING CHUCK
- SYNCHRO PER MASCHIATURA
- TAPPING ER CHUCK
- PORTA PINZE "ER" PER MASCHIATURA
- TAPPING CHUCK
- MASCHIATURA
- NC DRILL CHUCK
- PORTA PUNTE INTEGRALI
- PULL STUD
- TIRANTI

MANDRINO TIPO WELDON - Con fori di refrigerazione

EMH

END MILL HOLDER (SPRAY NOZZLE TYPE)



DIN 69893 - HSK

Tolleranza Cono
Taper Accuracy
-

Grado Bilanciatura
G Value
6.3

Numero Giri
RPM
15,000

TIPO
Coolant System
AD+C

■ DIN 69893/ISO 12164-1-HSK FORM A

Unità: mm

CONO	DESCRIZIONE	CODICE	d1	D2	L	L1	L2	L3	M	FIG.	PESO
TAPER No.	MODEL No.	EDP No.									WEIGHT (Kg)
63A	HSK63A-EMH6C-65	P2563021	6	25	65	35	18	-	M6	1	0.80
	HSK63A-EMH8C-65	P2563022	8	28	65	40	18	-	M8	1	0.80
	HSK63A-EMH10C-65	P2563023	10	35	65	40.5	20	-	M10	1	0.90
	HSK63A-EMH12C-80	P2563024	12	42	80	49	22.5	-	M12	1	1.10
	HSK63A-EMH16C-80	P2563026	16	48	80	52	24	-	M14	1	1.30
	HSK63A-EMH20C-80	P2563028	20	52	80	53	25	-	M16	1	1.50
	HSK63A-EMH25C-110	P2563029	25	65	110	59	24	25	M16	2	2.30
	HSK63A-EMH32C-110	P2563030	32	72	110	63	24	28	M16	2	2.60
100A	HSK100A-EMH6C-80	P2563059	6	25	80	35	18	-	M6	1	0.80
	HSK100A-EMH8C-80	P2563060	8	28	80	35	18	-	M8	1	0.80
	HSK100A-EMH10C-80	P2563052	10	35	80	35.5	20	-	M10	1	0.90
	HSK100A-EMH12C-80	P2563053	12	42	80	49	22.5	-	M12	1	1.10
	HSK100A-EMH16C-100	P2563055	16	48	100	52	24	-	M14	1	1.30
	HSK100A-EMH20C-100	P2563057	20	52	100	53	25	-	M16	1	1.50
	HSK100A-EMH25C-100	P2563058	25	65	100	59	24	25	M16	2	2.30

MANDRINO TIPO WELDON **NEW**
EMH

END MILL HOLDER



FIG.1

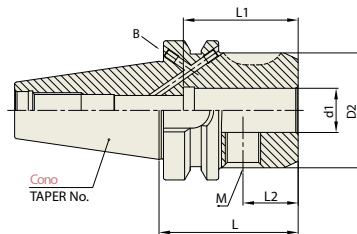
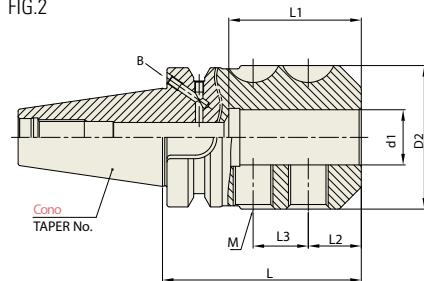


FIG.2


JIS B6339
- BT
Tolleranza
Cono
Taper
Accuracy
AT3
Grado
Bilanciatura
G Value
2.5
Numero
Giri
RPM
25,000
TIPO
Coolant
System
AD/B
JIS B6339/MAS 403-BT

Unità: mm

CONO	DESCRIZIONE	CODICE	d1	D2	L	L1	L2	L3	M	FIG.	PESO
TAPER No.	MODEL No.	EDP No.									WEIGHT (Kg)
40	BT40AD/B-EMH6-50	P2773031	6	25	50	35	18	-	M6	1	1.00
	BT40AD/B-EMH8-50	P2773032	8	28	50	35	18	-	M8	1	1.00
	BT40AD/B-EMH10-63	P2773033	10	35	63	39	20	-	M10	1	1.10
	BT40AD/B-EMH12-63	P2773034	12	42	63	44	22.5	-	M12	1	1.30
	BT40AD/B-EMH16-63	P2773036	16	48	63	52	24	-	M14	1	1.70
	BT40AD/B-EMH20-63	P2773038	20	52	63	52	25	-	M16	1	1.80
	BT40AD/B-EMH25-90	P2773039	25	65	90	60	24	25	M18	2	1.80
BT40AD/B-EMH32-100	P2773040	32	72	100	64	24	28	M20	2	2.00	
50	BT50AD/B-EMH16-80	P2773046	16	48	80	49	24	-	M14	1	4.00
	BT50AD/B-EMH20-80	P2773048	20	52	80	52	25	-	M16	1	4.20
	BT50AD/B-EMH25-100	P2773049	25	65	100	60	24	25	M18	2	4.60
	BT50AD/B-EMH32-105	P2773050	32	72	105	64	24	28	M20	2	4.70

IDRAULICI

IDRAULICI

 SHRINK FIT
 HOLDER

 CALETTAMENTO
 TERMICO

 ER COLLET
 CHUCK

 PORTA PINZE
 "ER"

 END MILL
 HOLDER

WELDON

 SHELL MILL
 ARBOR

 PORTA
 FRESE

 POWER
 MILLING
 CHUCK

 FORTE
 SERRAGGIO

 MORSE
 TAPER
 ARBOR

 CONO
 MORSE

 SK SLIM
 CHUCK

SK SLIM

 SYNCHRO
 TAPPING
 CHUCK

 SYNCHRO PER
 MASCHIATURA

 TAPPING
 ER CHUCK

 PORTA PINZE
 "ER" PER
 MASCHIATURA

 TAPPING
 CHUCK

MASCHIATURA

 NC DRILL
 CHUCK

 PORTA PUNTE
 INTEGRALI

PULL STUD

TIRANTI



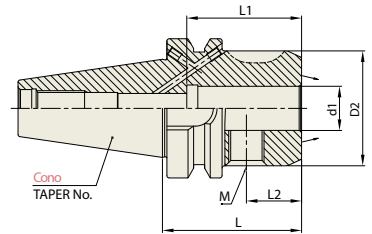
MANDRINO TIPO WELDON - Con fori di refrigerazione

EMH

END MILL HOLDER (SPRAY NOZZLE TYPE)



FIG.1



■ **JIS B6339/MAS 403-BT**

JIS B6339 - BT	Tolleranza Cono Taper Accuracy AT3	Grado Bilanciatura G Value 2.5	Numero Giri RPM 25,000	TIPO Coolant System AD/B+C
-----------------------	--	--	----------------------------------	--------------------------------------

Unità: mm

CONO TAPER No.	DESCRIZIONE MODEL No.	CODICE EDP No.	d1	D2	L	L1	L2	L3	M	FIG.	PESO WEIGHT (Kg)
40	BT40AD/B-EMH12C-63	P2772994	12	42	63	44	22.5	-	M12	1	1.30

MANDRINO TIPO WELDON - Con fori di refrigerazione

EMH

END MILL HOLDER (SPRAY NOZZLE TYPE)



FIG.1

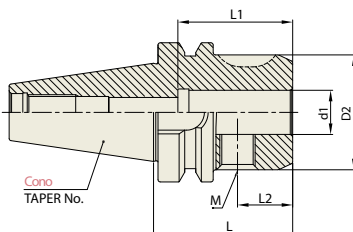
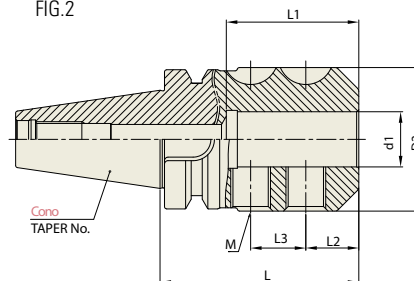


FIG.2



JIS B6339 - BT	Tolleranza Cono Taper Accuracy AT3	Grado Bilanciatura G Value 6.3	Numero Giri RPM 15,000	TIPO Coolant System AD
-----------------------	--	--	--	--

JIS B6339/MAS 403-BT

Unità: mm

CONO TAPER No.	DESCRIZIONE MODEL No.	CODICE EDP No.	d1	D2	L	L1	L2	L3	M	FIG.	PESO WEIGHT (Kg)
40	BT40-EMH6-50	P2773061	6	25	50	35	18	-	M6	1	1.00
	BT40-EMH8-50	P2773062	8	28	50	35	18	-	M8	1	1.00
	BT40-EMH10-63	P2773063	10	35	63	39	20	-	M10	1	1.10
	BT40-EMH12-63	P2773064	12	42	63	44	22.5	-	M12	1	1.30
	BT40-EMH16-63	P2773066	16	48	63	52	24	-	M14	1	1.70
	BT40-EMH20-63	P2773068	20	52	63	52	25	-	M16	1	1.80
	BT40-EMH25-90	P2773069	25	65	90	60	24	25	M18	2	1.80
50	BT40-EMH32-100	P2773070	32	72	100	64	24	28	M20	2	2.00
	BT50-EMH20-80	P2773078	20	52	80	52	25	-	M16	1	4.20
	BT50-EMH25-100	P2773079	25	65	100	60	24	25	M18	2	4.60
	BT50-EMH32-105	P2773080	32	72	105	64	24	28	M20	2	4.70

- HYDRAULIC CHUCK
- IDRAULICI
- SHRINK FIT HOLDER
- CALETTAMENTO TERMICO
- ER COLLET CHUCK
- PORTA PINZE "ER"
- END MILL HOLDER
- WELDON
- SHELL MILL ARBOR
- PORTA FRESE
- POWER MILLING CHUCK
- FORTE SERRAGGIO
- MORSE TAPER ARBOR
- CONO MORSE
- SK SLIM CHUCK
- SK SLIM
- SYNCHRO TAPPING CHUCK
- SYNCHRO PER MASCHIATURA
- TAPPING ER CHUCK
- PORTA PINZE "ER" PER MASCHIATURA
- TAPPING CHUCK
- MASCHIATURA
- NC DRILL CHUCK
- PORTA PUNTE INTEGRALI
- PULL STUD
- TIRANTI

MANDRINO TIPO WELDON

EMH

END MILL HOLDER



FIG.1

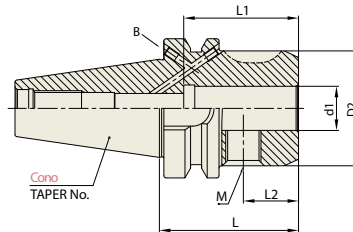
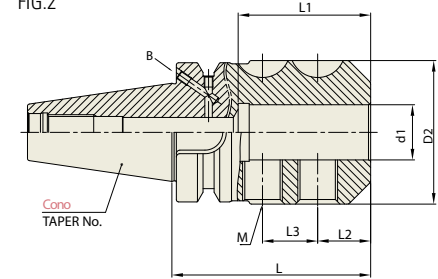


FIG.2



■ **JIS B6339/MAS 403-BT**

JIS B6339 - BT	Tolleranza Cono Taper Accuracy AT3	Grado Bilanciatura G Value 6.3	Numero Giri RPM 15,000	TIPO Coolant System AD/B
-----------------------	--	--	----------------------------------	------------------------------------

Unità: mm

CONO TAPER No.	DESCRIZIONE MODEL No.	CODICE EDP No.	d1	D2	L	L1	L2	L3	M	FIG.	PESO WEIGHT (Kg)
40	BT40AD/B-EMH6-50	P2780301	6	25	50	35	18	-	M6	1	1.00
	BT40AD/B-EMH8-50	P2780302	8	28	50	35	18	-	M8	1	1.00
	BT40AD/B-EMH10-63	P2780303	10	35	63	39	20	-	M10	1	1.10
	BT40AD/B-EMH12-63	P2780304	12	42	63	44	22.5	-	M12	1	1.30
	BT40AD/B-EMH14-63	P2780305	14	44	63	49	22.5	-	M12	1	1.40
	BT40AD/B-EMH16-63	P2780306	16	48	63	52	24	-	M14	1	1.70
	BT40AD/B-EMH18-63	P2780307	18	50	63	50	24	-	M14	1	1.70
	BT40AD/B-EMH20-63	P2780308	20	52	63	52	25	-	M16	1	1.80
	BT40AD/B-EMH25-90	P2780309	25	65	90	60	24	25	M18	2	1.80
	BT40AD/B-EMH32-100	P2780310	32	72	100	64	24	28	M20	2	2.00
50	BT40AD/B-EMH40-120	P2552009	40	90	120	68	-	-	M20	2	2.20
	BT50AD/B-EMH6-63	P2780311	6	25	63	35	18	-	M6	1	3.30
	BT50AD/B-EMH8-63	P2780312	8	28	63	35	18	-	M8	1	3.60
	BT50AD/B-EMH10-65	P2780313	10	35	65	39	20	-	M10	1	3.80
	BT50AD/B-EMH12-80	P2780314	12	42	80	46	22.5	-	M12	1	3.80
	BT50AD/B-EMH14-80	P2780315	14	44	80	46	22.5	-	M12	1	4.00
	BT50AD/B-EMH16-80	P2780316	16	48	80	49	24	-	M14	1	4.00
	BT50AD/B-EMH18-80	P2780317	18	50	80	49	24	-	M14	1	4.20
	BT50AD/B-EMH20-80	P2780318	20	52	80	52	25	-	M16	1	4.20
	BT50AD/B-EMH25-100	P2780319	25	65	100	60	24	25	M18	2	4.60
50	BT50AD/B-EMH32-105	P2780320	32	72	105	64	24	28	M20	2	4.70
	BT50AD/B-EMH40-120	P2780321	40	80	120	73	30	32	M20	2	4.90

MANDRINO TIPO WELDON - Con fori di refrigerazione
EMH

END MILL HOLDER (SPRAY NOZZLE TYPE)



FIG.1

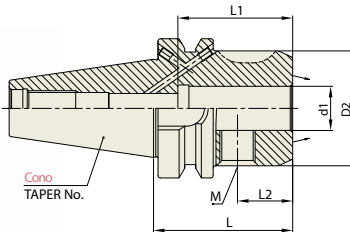
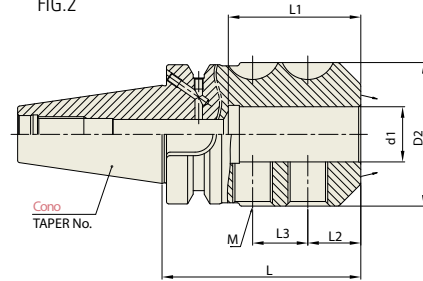


FIG.2


JIS B6339/MAS 403-BT
JIS B6339
- BT
Tolleranza
Cono
Taper
Accuracy
AT3
Grado
Bilanciatura
G Value
6.3
Numero
Giri
RPM
15,000
TIPO
Coolant
System
AD/B+C

Unità: mm

CONO	DESCRIZIONE	CODICE	d1	D2	L	L1	L2	L3	M	FIG.	PESO
TAPER No.	MODEL No.	EDP No.									WEIGHT (Kg)
40	BT40AD/B-EMH6C-50	P2778001	6	25	50	35	18	-	M6	1	1.00
	BT40AD/B-EMH8C-50	P2778002	8	28	50	35	18	-	M8	1	1.00
	BT40AD/B-EMH10C-63	P2778003	10	35	63	39	20	-	M10	1	1.10
	BT40AD/B-EMH12C-63	P2778004	12	42	63	44	22.5	-	M12	1	1.30
	BT40AD/B-EMH16C-63	P2778006	16	48	63	52	24	-	M14	1	1.70
	BT40AD/B-EMH20C-63	P2778008	20	52	63	52	25	-	M16	1	1.80
	BT40AD/B-EMH25C-90	P2778009	25	65	90	60	24	25	M18	2	1.80
	BT40AD/B-EMH32C-100	P2778010	32	72	100	64	24	28	M20	2	2.00

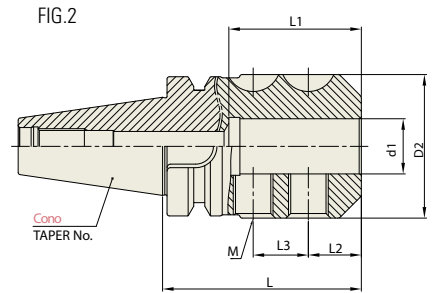
- HYDRAULIC CHUCK
- IDRAULICI
- SHRINK FIT HOLDER
- CALETTAMENTO TERMICO
- ER COLLET CHUCK
- PORTA PINZE "ER"
- END MILL HOLDER
- WELDON
- SHELL MILL ARBOR
- PORTA FRESE
- POWER MILLING CHUCK
- FORTE SERRAGGIO
- MORSE TAPER ARBOR
- CONO MORSE
- SK SLIM CHUCK
- SK SLIM
- SYNCHRO TAPPING CHUCK
- SYNCHRO PER MASCHIATURA
- TAPPING ER CHUCK
- PORTA PINZE "ER" PER MASCHIATURA
- TAPPING CHUCK
- MASCHIATURA
- NC DRILL CHUCK
- PORTA PUNTE INTEGRALI
- PULL STUD
- TIRANTI

MANDRINO TIPO WELDON



SLA

END MILL HOLDER



CBT	Tolleranza Cono Taper Accuracy AT3	Grado Bilanciatura G Value -	Numero Giri RPM -	TIPO Coolant System AD
-----	---	------------------------------------	-------------------------	-------------------------------------

■ **CBT (BT DUAL CONTACT)**

Unità: mm

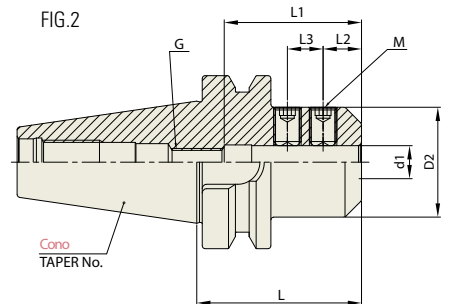
CONO TAPER No.	DESCRIZIONE MODEL No.	CODICE EDP No.	d1	D2	L	L1	L2	L3	M	FIG.	PESO WEIGHT (Kg)
40	CBT40-SLA16-90	P2772931	16	40	90	70	25	20	M12	2	1.50
	CBT40-SLA20-90	P2772901	20	50	90	70	25	20	M12	2	1.80
	CBT40-SLA25-90	P2772902	25	50	90	70	25	20	M14	2	1.70
	CBT40-SLA32-90	P2772903	32	60	90	80	25	25	M16	2	1.90

MANDRINO TIPO WELDON



SLA

END MILL HOLDER



JIS B6339 - BT	Tolleranza Cono Taper Accuracy AT3	Grado Bilanciatura G Value -	Numero Giri RPM -	TIPO Coolant System AD
-------------------	---	------------------------------------	-------------------------	-------------------------------------

■ **JIS B6339/MAS 403-BT**

Unità: mm

CONO TAPER No.	DESCRIZIONE MODEL No.	CODICE EDP No.	d1	D2	L	L1	L2	L3	M	G	FIG.	PESO WEIGHT (Kg)
40	BT40-SLA16-90	P2780214	16	40	90	70	25	20	M12	M12	2	1.50

MANDRINI PORTA FRESE A TRASCINAMENTO FISSO

• SHELL MILL ARBOR



DIN 69871-SK

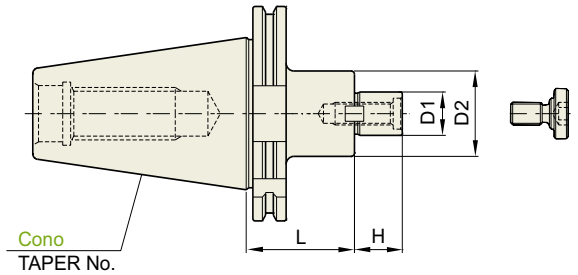
DIN 69893/ISO 12164-1-HSK

JIS B6339/MAS 403-BT

MANDRINO PORTA FRESA - Trascinamento fisso

SMA

SHELL MILL ARBOR



DIN 69871 - SK	Tolleranza Cono Taper Accuracy AT3	Grado Bilanciatura G Value 6.3	Numero Giri RPM 15,000	TIPO Coolant System A
-----------------------	--	--	----------------------------------	---------------------------------

■ DIN 69871-SK

◆ STANDARD

Unità: mm

CONO TAPER No.	DESCRIZIONE MODEL No.	CODICE EDP No.	D1	D2	L	H	PESO WEIGHT (Kg)
40	SK40-SMA16-60	P2778904	16	32	60	17	0.35
	SK40-SMA22-60	P2778905	22	40	60	19	1.45
	SK40-SMA27-40	P2535003	27	48	40	21	1.20
	SK40-SMA27-60	P2778906	27	48	60	21	1.70
	SK40-SMA32-60	P2778907	32	58	60	24	1.80
50	SK50-SMA16-75	P2778909	16	32	75	17	2.80
	SK50-SMA22-75	P2778910	22	40	75	19	3.10
	SK50-SMA27-75	P2778911	27	48	75	21	3.40
	SK50-SMA32-75	P2778912	32	58	75	24	3.80
	SK50-SMA40-75	P2778913	40	70	75	27	4.50

◆ SERIE LUNGA - EXTENDED

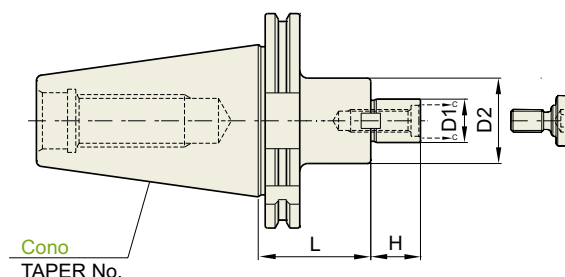


Unità: mm

CONO TAPER No.	DESCRIZIONE MODEL No.	CODICE EDP No.	D1	D2	L	H	PESO WEIGHT (Kg)
40	SK40-SMA16-120	P2778915	16	32	120	17	1.70
	SK40-SMA22-120	P2778916	22	40	120	19	1.80
	SK40-SMA27-120	P2778917	27	48	120	21	2.40
	SK40-SMA32-120	P2778918	32	58	120	24	3.70
50	SK50-SMA16-120	P2778919	16	32	120	17	3.90
	SK50-SMA22-120	P2778920	22	40	120	19	4.40
	SK50-SMA27-120	P2778921	27	48	120	21	4.70
	SK50-SMA32-120	P2778922	32	58	120	24	5.00

MANDRINO PORTA FRESA - Trascinamento fisso
SMA

SHELL MILL ARBOR


■ DIN 69871-SK

DIN 69871 - SK	Tolleranza Cono Taper Accuracy AT3	Grado Bilanciatura G Value 6.3	Numero Giri RPM 15,000	TIPO Coolant System AD/B+C
-----------------------	--	--	----------------------------------	--------------------------------------

◆ STANDARD

							Unità: mm	
CONO	DESCRIZIONE	CODICE	D1	D2	L	H	PESO	
TAPER No.	MODEL No.	EDP No.					WEIGHT (Kg)	
40	SK40AD/B-SMA16C-40	P2801151C	16	32	40	17	0.65	
	SK40AD/B-SMA16C-60	P2801004C	16	32	60	17	0.35	
	SK40AD/B-SMA22C-60	P2801005C	22	40	60	19	1.30	
	SK40AD/B-SMA27C-60	P2801006C	27	48	60	21	1.46	
	SK40AD/B-SMA32C-60	P2801007C	32	58	60	24	1.64	
50	NEW SK40AD/B-SMA40C-60	P2801008C	40	70	60	27	-	
	SK50AD/B-SMA16C-75	P2801009C	16	32	75	17	2.20	
	SK50AD/B-SMA22C-75	P2801010C	22	40	75	19	3.10	
	SK50AD/B-SMA27C-75	P2801011C	27	48	75	21	3.40	
	SK50AD/B-SMA32C-75	P2801012C	32	58	75	24	3.80	
	SK50AD/B-SMA40C-75	P2801013C	40	70	75	27	4.50	
	NEW SK50AD/B-SMA50C-75	P2801014C	50	90	75	30	-	

◆ SERIE LUNGA - EXTENDED

							Unità: mm	
CONO	DESCRIZIONE	CODICE	D1	D2	L	H	PESO	
TAPER No.	MODEL No.	EDP No.					WEIGHT (Kg)	
40	SK40AD/B-SMA16C-120	P2801015C	16	32	120	17	0.70	
	SK40AD/B-SMA22C-120	P2801016C	22	40	120	19	1.90	
	SK40AD/B-SMA27C-120	P2801017C	27	48	120	21	2.23	
	SK40AD/B-SMA32C-120	P2801018C	32	58	120	24	2.00	
50	SK50AD/B-SMA16C-120	P2801019C	16	32	120	17	2.50	
	SK50AD/B-SMA22C-120	P2801020C	22	40	120	19	3.60	
	SK50AD/B-SMA27C-120	P2801021C	27	48	120	21	4.00	
	SK50AD/B-SMA32C-120	P2801022C	32	58	120	24	4.40	
	SK50AD/B-SMA40C-120	P2801023C	40	70	120	27	5.30	

 HYDRAULIC CHUCK
 IDRAULICI
 SHRINK FIT HOLDER
 CALETTAMENTO TERMICO
 ER COLLET CHUCK
 PORTA PINZE "ER"
 END MILL HOLDER
 WELDON
 SHELL MILL ARBOR
PORTA FRESE
 POWER MILLING CHUCK
 FORTE SERRAGGIO
 MORSE TAPER ARBOR
 CONO MORSE
 SK SLIM CHUCK
 SK SLIM
 SYNCHRO TAPPING CHUCK
 SYNCHRO PER MASCHIATURA
 TAPPING ER CHUCK
 PORTA PINZE "ER" PER MASCHIATURA
 TAPPING CHUCK
 MASCHIATURA
 NC DRILL CHUCK
 PORTA PUNTE INTEGRALI
 PULL STUD
 TIRANTI

HYDRAULIC CHUCK

MANDRINO PORTA FRESA **NEW**

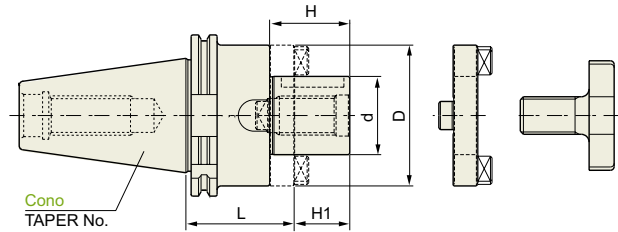
CMA

IDRAULICI

COMBI-SHELL MILL ARBOR

SHRINK FIT HOLDER

CALETTAMENTO TERMICO



ER COLLET CHUCK

PORTA PINZE "ER"

END MILL HOLDER

WELDON

SHELL MILL ARBOR

DIN 69871 - SK	Tolleranza Cono Taper Accuracy AT3	Grado Bilanciatura G Value 6.3	Numero Giri RPM 15,000	TIPO Coolant System A
-----------------------	--	--	----------------------------------	---------------------------------

PORTA FRESE ■ **DIN 69871-SK**

◆ **STANDARD**

Unità: mm

CONO TAPER No.	DESCRIZIONE MODEL No.	CODICE EDP No.	d	L	D	H1	H	PESO WEIGHT (Kg)
40	SK40-CMA16-55	P2524004	16	55	32	17	27	1.03
	SK40-CMA22-55	P2524005	22	55	40	19	31	1.17
	SK40-CMA27-55	P2524006	27	55	48	21	33	1.37
	SK40-CMA32-60	P2524007	32	60	58	24	38	1.60
50	SK50-CMA16-55	P2524009	16	55	32	17	27	2.81
	SK50-CMA22-55	P2524010	22	55	40	19	31	2.91
	SK50-CMA27-55	P2524011	27	55	48	21	33	3.15
	SK50-CMA32-55	P2524012	32	55	58	24	38	3.41

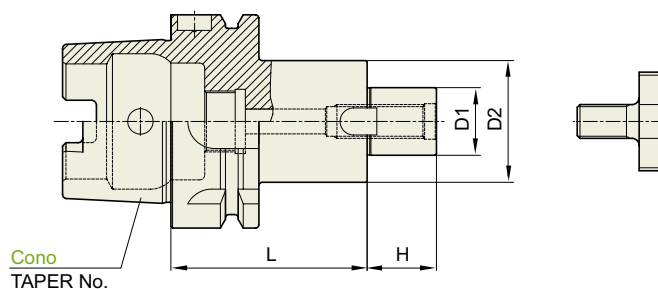
◆ **SERIE LUNGA - EXTENDED**

Unità: mm

CONO TAPER No.	DESCRIZIONE MODEL No.	CODICE EDP No.	d	L	D	H1	H	PESO WEIGHT (Kg)
40	SK40-CMA16-100	P2524015	16	100	32	17	27	1.27
	SK40-CMA22-100	P2524016	22	100	40	19	31	1.59

MANDRINO PORTA FRESA - Trascinamento fisso
SMA

SHELL MILL ARBOR


■ DIN 69893/ISO 12164-1-HSK FORM A

DIN 69893 - HSK	Tolleranza Cono Taper Accuracy -	Grado Bilanciatura G Value 6.3	Numero Giri RPM 15,000	TIPO Coolant System A
---------------------------	---	---	-------------------------------------	------------------------------------

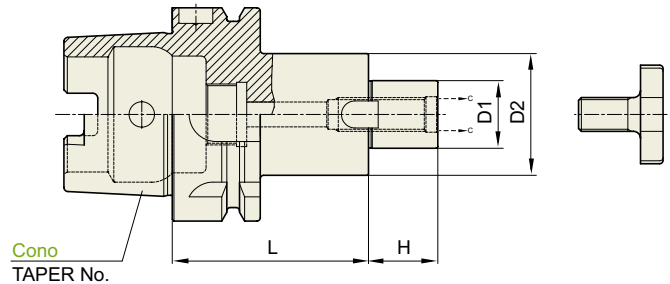
Unità: mm							
CONO	DESCRIZIONE	CODICE	D1	D2	L	H	PESO
TAPER No.	MODEL No.	EDP No.					WEIGHT (Kg)
63A	HSK63A-SMA16-50	P2566001	16	32	50	17	0.81
	HSK63A-SMA22-50	P2566002	22	40	50	19	0.93
	HSK63A-SMA27-60	P2566003	27	48	60	21	1.22
	HSK63A-SMA32-60	P2566004	32	58	60	24	1.46
100A	HSK100A-SMA16-50	P2566011	16	32	50	17	2.14
	HSK100A-SMA22-50	P2566012	22	40	50	19	2.25
	HSK100A-SMA27-50	P2566013	27	48	50	21	2.40
	HSK100A-SMA32-50	P2566014	32	58	50	24	2.60
	HSK100A-SMA40-60	P2566015	40	70	60	27	3.25

- HYDRAULIC CHUCK
- IDRAULICI
- SHRINK FIT HOLDER
- CALETTAMENTO TERMICO
- ER COLLET CHUCK
- PORTA PINZE "ER"
- END MILL HOLDER
- WELDON
- SHELL MILL ARBOR
- PORTA FRESE
- POWER MILLING CHUCK
- FORTE SERRAGGIO
- MORSE TAPER ARBOR
- CONO MORSE
- SK SLIM CHUCK
- SK SLIM
- SYNCHRO TAPPING CHUCK
- SYNCHRO PER MASCHIATURA
- TAPPING ER CHUCK
- PORTA PINZE "ER" PER MASCHIATURA
- TAPPING CHUCK
- MASCHIATURA
- NC DRILL CHUCK
- PORTA PUNTE INTEGRALI
- PULL STUD
- TIRANTI

MANDRINO PORTA FRESA - Trascinamento fisso

SMA

SHELL MILL ARBOR



DIN 69893 - HSK	Tolleranza Cono Taper Accuracy AT3	Grado Bilanciatura G Value 6.3	Numero Giri RPM 15,000	TIPO Coolant System AD+C
------------------------	--	---	-------------------------------------	---------------------------------------

◆ DIN 69893/ISO 12164-1-HSK FORM A

◆ STANDARD

Unità: mm

CONO	DESCRIZIONE	CODICE	D1	D2	L	H	PESO
TAPER No.	MODEL No.	EDP No.					WEIGHT (Kg)
63A	HSK63A-SMA16C-50	P2566001C	16	32	50	17	0.80
	HSK63A-SMA22C-50	P2566002C	22	40	50	19	0.92
	HSK63A-SMA27C-60	P2566003C	27	48	60	21	1.19
	HSK63A-SMA32C-60	P2566004C	32	58	60	24	1.50
	NEW HSK63A-SMA40C-60	P2566005C	40	70	60	27	1.66
100A	HSK100A-SMA16C-50	P2566011C	16	32	50	17	2.25
	HSK100A-SMA22C-50	P2566012C	22	40	50	19	2.25
	HSK100A-SMA27C-50	P2566013C	27	48	50	21	2.40
	HSK100A-SMA32C-50	P2566014C	32	58	50	24	2.55
	HSK100A-SMA40C-60	P2566015C	40	70	60	27	3.10

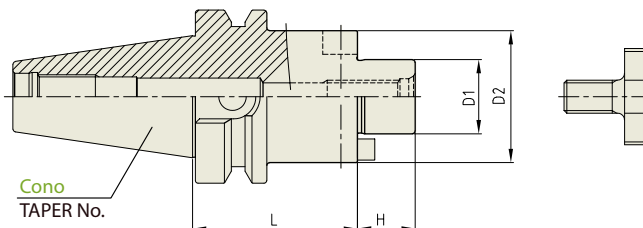
◆ SERIE LUNGA - EXTENDED

Unità: mm

CONO	DESCRIZIONE	CODICE	D1	D2	L	H	PESO
TAPER No.	MODEL No.	EDP No.					WEIGHT (Kg)
63A	HSK63A-SMA16C-100	P2801046C	16	32	100	17	1.28
	HSK63A-SMA22C-100	P2801101C	22	40	100	19	1.40
	HSK63A-SMA27C-100	P2801102C	27	48	100	21	1.74
	HSK63A-SMA32C-100	P2801103C	32	58	100	24	2.72
	HSK100A-SMA16C-100	P2801104C	16	32	100	17	2.37
100A	HSK100A-SMA22C-100	P2801105C	22	40	100	19	2.72
	HSK100A-SMA27C-100	P2801106C	27	48	100	21	3.12
	HSK100A-SMA32C-100	P2801107C	32	58	100	24	3.49
	HSK100A-SMA40C-100	P2801108C	40	70	100	27	4.19

MANDRINO PORTA FRESA **NEW**
SMA

COMBI-SHELL MILL ARBOR



CBT	Tolleranza Cono Taper Accuracy AT3	Grado Bilanciatura G Value 2.5	Numero Giri RPM 25,000	TIPO Coolant System A
-----	---	---	-------------------------------------	------------------------------------

CBT (BT DUAL CONTACT)
STANDARD

Unità: mm

CONO TAPER No.	DESCRIZIONE MODEL No.	CODICE EDP No.	D1	D2	L	H	PESO WEIGHT (Kg)
50	CBT40-SMA22-60	P2778705	22	40	60	19	1.31
	CBT40-SMA27-60	P2778706	27	48	60	21	1.48
	CBT40-SMA32-60	P2778707	32	58	60	24	1.72

 HYDRAULIC
CHUCK

IDRAULICI

 SHRINK FIT
HOLDER

 CALETTAMENTO
TERMICO

 ER COLLET
CHUCK

 PORTA PINZE
"ER"

 END MILL
HOLDER

WELDON

 SHELL MILL
ARBOR

**PORTA
FRESE**

 POWER
MILLING
CHUCK

 FORTE
SERRAGGIO

 MORSE
TAPER
ARBOR

 CONO
MORSE

 SK SLIM
CHUCK

SK SLIM

 SYNCHRO
TAPPING
CHUCK

 SYNCHRO PER
MASCHIATURA

 TAPPING
ER CHUCK

 PORTA PINZE
"ER" PER
MASCHIATURA

 TAPPING
CHUCK

MASCHIATURA

 NC DRILL
CHUCK

 PORTA PUNTE
INTEGRALI

PULL STUD

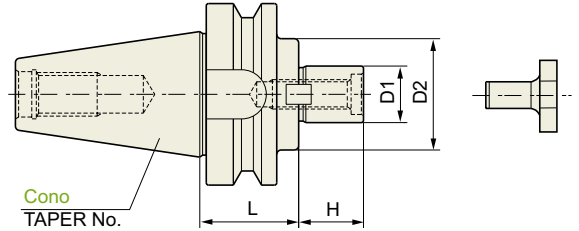
TIRANTI

MANDRINO PORTA FRESA - Trascinamento fisso

SMA

- HYDRAULIC CHUCK
- IDRAULICI
- SHRINK FIT HOLDER
- CALETTAMENTO TERMICO
- ER COLLET CHUCK
- PORTA PINZE "ER"
- END MILL HOLDER
- WELDON
- SHELL MILL ARBOR
- PORTA FRESE
- POWER MILLING CHUCK
- FORTE SERRAGGIO
- MORSE TAPER ARBOR
- CONO MORSE
- SK SLIM CHUCK
- SK SLIM
- SYNCHRO TAPPING CHUCK
- SYNCHRO PER MASCHIATURA
- TAPPING ER CHUCK
- PORTA PINZE "ER" PER MASCHIATURA
- TAPPING CHUCK
- MASCHIATURA
- NC DRILL CHUCK
- PORTA PUNTE INTEGRALI
- PULL STUD
- TIRANTI

SHELL MILL ARBOR



■ **JIS B6339/MAS 403-BT**

JIS B6339 - BT	Tolleranza Cono Taper Accuracy	Grado Bilanciatura G Value	Numero Giri RPM	TIPO Coolant System
	-	6.3	15,000	A

◆ **STANDARD**

Unità: mm

CONO TAPER No.	DESCRIZIONE MODEL No.	CODICE EDP No.	D1	D2	L	H	PESO WEIGHT (Kg)
40	BT40-SMA16-40	P2555001	16	32	40	17	1.15
	BT40-SMA16-60	P2778804	16	32	60	17	1.17
	BT40-SMA22-60	P2778805	22	40	60	19	1.31
	BT40-SMA27-40	P2555003	27	48	40	21	1.22
	BT40-SMA27-60	P2778806	27	48	60	21	1.48
	BT40-SMA27-105	P2555017	27	50	105	36	1.72
	BT40-SMA32-50	P2555004	32	58	50	24	1.65
	NEW BT40-SMA32-60	P2778807	32	58	60	24	1.72
	BT40-SMA40-60	P2778808	40	70	60	27	2.00
	NEW BT50-SMA16-75	P2778809	16	32	75	17	3.75
50	BT50-SMA22-75	P2778810	22	40	75	19	3.90
	BT50-SMA27-75	P2778811	27	48	75	21	4.09
	BT50-SMA32-75	P2778812	32	58	75	24	4.35
	BT50-SMA40-75	P2778813	40	70	75	27	4.77
	BT50-SMA50-75	P2778814	50	90	75	30	5.63

◆ **SERIE LUNGA - EXTENDED**

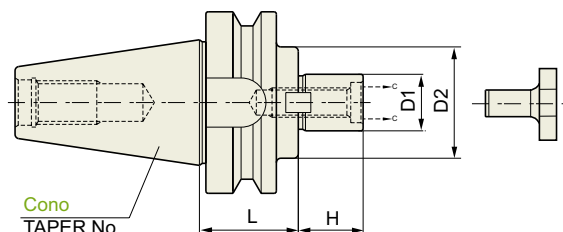


Unità: mm

CONO TAPER No.	DESCRIZIONE MODEL No.	CODICE EDP No.	D1	D2	L	H	PESO WEIGHT (Kg)
40	BT40-SMA27-120	P2778817	27	48	120	21	2.27
50	BT50-SMA27-120	P2778821	27	48	120	21	4.56

MANDRINO PORTA FRESA - Trascinamento fisso
SMA

SHELL MILL ARBOR


JIS B6339/MAS 403-BT

JIS B6339 - BT	Tolleranza Cono Taper Accuracy AT3	Grado Bilanciatura G Value 6.3	Numero Giri RPM 15,000	TIPO Coolant System AD/B+C
-----------------------	--	--	--	--

STANDARD

							Unità: mm	
CONO	DESCRIZIONE	CODICE	D1	D2	L	H	PESO	
TAPER No.	MODEL No.	EDP No.					WEIGHT (Kg)	
40	BT40AD/B-SMA16C-40	P2535003C	16	32	40	17	0.90	
	BT40AD/B-SMA16C-60	P2801024C	16	32	60	17	1.00	
	BT40AD/B-SMA22C-60	P2801025C	22	40	60	19	1.20	
	BT40AD/B-SMA27C-60	P2801026C	27	48	60	21	1.34	
	BT40AD/B-SMA32C-60	P2801027C	32	58	60	24	1.55	
	BT40AD/B-SMA40C-60	P2801028C	40	70	60	27	1.97	
50	NEW BT50AD/B-SMA16C-75	P2801029C	16	32	75	17	3.00	
	BT50AD/B-SMA22C-75	P2801030C	22	40	75	19	3.72	
	BT50AD/B-SMA27C-75	P2801031C	27	48	75	21	3.87	
	BT50AD/B-SMA32C-75	P2801032C	32	58	75	24	4.08	
	BT50AD/B-SMA40C-75	P2801033C	40	70	75	27	4.41	
	BT50AD/B-SMA50C-75	P2801034C	50	90	75	30	4.72	

SERIE LUNGA - EXTENDED

							Unità: mm	
CONO	DESCRIZIONE	CODICE	D1	D2	L	H	PESO	
TAPER No.	MODEL No.	EDP No.					WEIGHT (Kg)	
40	BT40AD/B-SMA16C-120	P2801035C	16	32	120	17	1.10	
	BT40AD/B-SMA22C-120	P2801036C	22	40	120	19	1.70	
	BT40AD/B-SMA27C-120	P2801037C	27	48	120	21	2.09	
	BT40AD/B-SMA32C-120	P2801038C	32	58	120	24	2.39	
	BT40AD/B-SMA40C-120	P2801044C	40	70	120	27	2.50	
50	BT50AD/B-SMA22C-120	P2801040C	22	40	120	19	4.40	
	BT50AD/B-SMA27C-120	P2801041C	27	48	120	21	5.18	
	BT50AD/B-SMA32C-120	P2801042C	32	58	120	24	5.98	
	BT50AD/B-SMA40C-120	P2801043C	40	70	120	27	7.15	
	BT50AD/B-SMA50C-120	P2801045C	50	90	120	30	8.24	

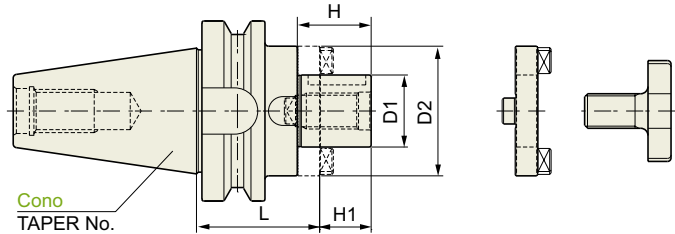
- HYDRAULIC CHUCK
- IDRAULICI
- SHRINK FIT HOLDER
- CALETTAMENTO TERMICO
- ER COLLET CHUCK
- PORTA PINZE "ER"
- END MILL HOLDER
- WELDON
- SHELL MILL ARBOR
- PORTA FRESE
- POWER MILLING CHUCK
- FORTE SERRAGGIO
- MORSE TAPER ARBOR
- CONO MORSE
- SK SLIM CHUCK
- SK SLIM
- SYNCHRO TAPPING CHUCK
- SYNCHRO PER MASCHIATURA
- TAPPING ER CHUCK
- PORTA PINZE "ER" PER MASCHIATURA
- TAPPING CHUCK
- MASCHIATURA
- NC DRILL CHUCK
- PORTA PUNTE INTEGRALI
- PULL STUD
- TIRANTI

MANDRINO PORTA FRESA COMBINATO



CMA

SHELL MILL ARBOR



JIS B6339 - BT	Tolleranza Cono Taper Accuracy AT3	Grado Bilanciatura G Value 6.3	Numero Giri RPM 15,000	TIPO Coolant System A
-----------------------	--	--	----------------------------------	---------------------------------

JIS B6339/MAS 403-BT

STANDARD

Unità: mm

CONO TAPER No.	DESCRIZIONE MODEL No.	CODICE EDP No.	D1	D2	L	H1	H	PESO WEIGHT (Kg)
40	BT40-CMA16-55	P2544004	16	32	55	17	27	1.14
	BT40-CMA22-55	P2544005	22	40	55	19	31	1.26
	BT40-CMA27-55	P2544006	27	48	55	21	33	1.42
	BT40-CMA32-60	P2544007	32	58	60	24	38	1.72

MANDRINI FORTE SERRAGGIO

- POWER MILLING CHUCK



DIN 69871-SK

HIGH-SPEED TYPE / STANDARD TYPE

DIN 69893/ISO 12164-1-HSK

HIGH-SPEED TYPE / STANDARD TYPE

JIS B6339/MAS 403-BT

HIGH-SPEED TYPE / STANDARD TYPE

ACCESSORI - ACCESSORY

PINZE TIPO K

END MILL COLLET (K)

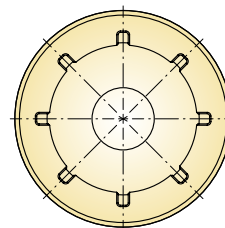
CHIAVI

SPANNER

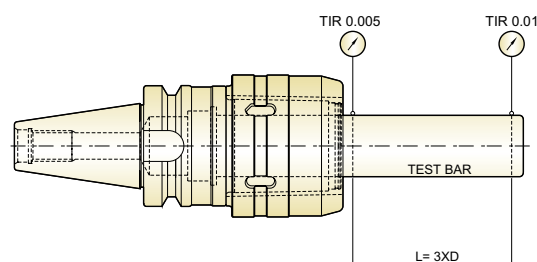
FORTE SERRAGGIO POWER MILLING CHUCK



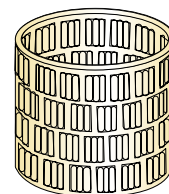
- Le scanalature realizzate all'interno del mandrino ne migliorano la rigidità e ne prevengono la deformazione. La grande forza di bloccaggio aumenta la precisione di run-out, permettendo di ottenere ottime finiture superficiali.
- Rigidity is strengthened through slot made at inside milling chuck, which prevents deformation of milling chuck. Smooth cutting is achieved by maximizing end mill clamping power.
- La solidità delle parti di bloccaggio previene le vibrazioni ed assicura minore usura utensile.
- Enough thickness of clamping part prevents chattering and ensures durability.



- Grazie alle strette tolleranze costruttive delle parti di bloccaggio, è possibile ottenere elevata precisione e rigidità.
- High precision can be achieved through accurate roundness of clamping part, deburred surface and rigidity.
- Run out non superiore a 0.01 (mm) con sporgenza $\leq 3XD$.
- Maintaining TIR not exceeding 0.01mm at 100mm from nose part.



- Ghiere costruite utilizzando un numero di cuscinetti superiori del 160% rispetto ad altri costruttori. Ciò consente di aumentare le forze di serraggio e di distribuire uniformemente il grande carico in fase di chiusura.
- 160% more of bearings are used in needle roller than other make's chucks, which provides strong clamping power and high durability by dispersing surface pressure even in case strong load is applied.



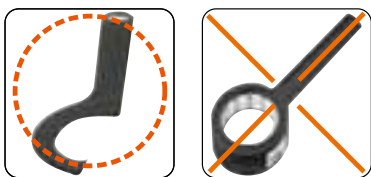
- Processi per aumentare l'affidabilità.
- In order to improve durability, SSK milling chuck is passed through following processes.
 - Normalizzazione, per togliere le tensioni interne al materiale.
 - "Normalizing" treatment for unifying material composition and removal internal stress.
 - Trattamento a bassa temperatura (-90°C), dopo cementazione, per eliminare deformazioni anche successivamente un lungo periodo di utilizzo.
 - Ultralow temperature (-90°C) treatment called "Sub-Zero treatment" after carburizing heat treatment for prior removal of any deformation of milling chuck after use for long periods of time.



Mandrini a forte serraggio per alta velocità - High Speed Milling Chuck

- Ottime prestazioni in operazioni di sgrossatura e finitura ad elevato numero di giri.
- Achieving optimum cutting for high-speed heavy duty cutting and finishing with strong torque power.

Utilizzo di chiavi standard To use ordinary spanner

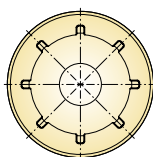


Grado di bilanciatura Balancing Grade

- G6.3/20,000(giri/min) - G6.3/20,000rpm
 => Azione di taglio ottimizzata in lavorazioni ad elevato numero di giri, sia in operazioni di sgrossatura che in operazioni di finitura.
 => Optimizing cutting effect during high-speed heavy duty cutting and finishing.

Conformazione interna del mandrino Slot design at inside milling chuck

- Aumenta la rigidità del mandrino.
- Strengthening body rigidity.
- Previene deformazioni durante la lavorazione.
- Preventing deformation during cutting.
- Massimizza la forza di serraggio.
- Maximizing torque power.
- Previene le vibrazioni ed assicura maggiore durata utensile.
- Preventing chattering and ensuring durability.




O Ring

- Previene infiltrazioni di materiale tra la ghiera e il corpo.
- Preventing foreign substances from entering body and nut.

Cuscinetti ad aghi Lots of needle bearings

- Maggior forza di bloccaggio.
- Strong load during clamping.
- Migliore distribuzione della pressione sulla superficie di bloccaggio.
- Dispersing surface pressure through needle bearing.



Coppia di serraggio - Strong torque power

Ø di presa Milling chuck (ID)	Standard	Tolleranza Tolerance	Coppia di serraggio Clamping torque
C20	AT3	ISO40 (0~+0.003) ISO50 (0~+0.004)	980 Nm
C32			3430 Nm

HYDRAULIC CHUCK

MANDRINO FORTE SERRAGGIO HS

C

IDRAULICI

HIGH SPEED POWER MILLING CHUCK

SHRINK FIT HOLDER

CALETTAMENTO TERMICO

ER COLLET CHUCK

PORTA PINZE "ER"

END MILL HOLDER

WELDON

SHELL MILL ARBOR

PORTA FRESE

POWER MILLING CHUCK

FORTE SERRAGGIO

MORSE TAPER ARBOR

CONO MORSE

SK SLIM CHUCK

SK SLIM

SYNCHRO TAPPING CHUCK

SYNCHRO PER MASCHIATURA

TAPPING ER CHUCK

PORTA PINZE "ER" PER MASCHIATURA

TAPPING CHUCK

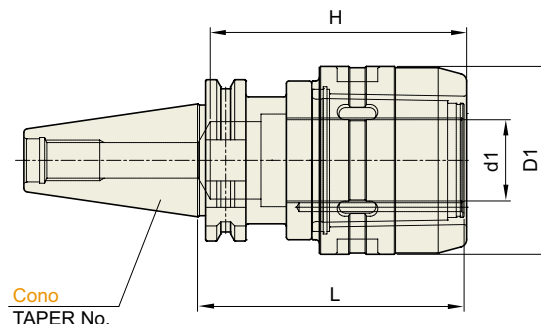
MASCHIATURA

NC DRILL CHUCK

PORTA PUNTE INTEGRALI

PULL STUD

TIRANTI



■ DIN 69871-SK

DIN 69871 - SK	Tolleranza Cono Taper Accuracy AT3	Grado Bilanciatura G Value 6.3	Numero Giri RPM 20,000	TIPO Coolant System AD
-----------------------	--	--	----------------------------------	----------------------------------

Unità: mm

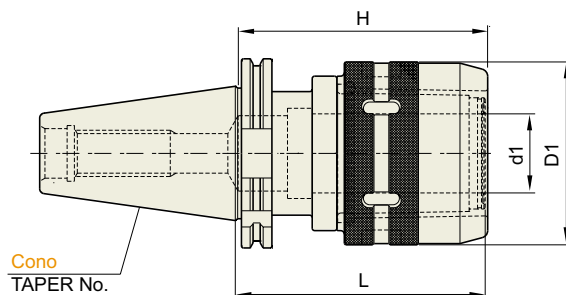
CONO TAPER No.	DESCRIZIONE MODEL No.	CODICE EDP No.	d1	D1	L	H	PESO WEIGHT (Kg)
40	SK40-C20-105HS	P2526022	20	54	105	70	1.77
	NEW SK40-C25-105HS	P2773001	25	62.5	105	80	2.10
	NEW SK40-C32-105HS	P2526023	32	74	105	100	2.40
50	SK50-C20-105HS	P2773002	20	54	105	70	3.40
	SK50-C32-105HS	P2773004	32	74	105	100	4.30

► Per le pinze e chiavi vedere pag. 105

► For applicable collet and spanner, please refer to pag. 105

MANDRINO FORTE SERRAGGIO
C

POWER MILLING CHUCK


■ DIN 69871-SK

DIN 69871 - SK	Tolleranza Cono Taper Accuracy AT3	Grado Bilanciatura G Value -	Numero Giri RPM -	TIPO Coolant System AD
-----------------------	--	--	-----------------------------	----------------------------------

◆ CORTO - STUB

Unità: mm

CONO TAPER No.	DESCRIZIONE MODEL No.	CODICE EDP No.	d1	D1	L	H	PESO WEIGHT (Kg)
40	SK40-C20-90	P2526003	20	54	90	70	1.60
	SK40-C32-90	P2526004	32	72	90	100	2.00
50 NEW	SK50-C20-80	P2526005	20	54	80	70	3.22
	SK50-C32-90	P2526007	32	72	90	100	3.87

◆ STANDARD

Unità: mm

CONO TAPER No.	DESCRIZIONE MODEL No.	CODICE EDP No.	d1	D1	L	H	PESO WEIGHT (Kg)
50 NEW	SK50-C20-105	P2526011	20	54	105	70	3.39
	SK50-C25-105	P2526012	25	62.5	105	80	3.78
	SK50-C32-105	P2526013	32	72	105	100	4.31

◆ EXTENDED **NEW**

Unità: mm

CONO TAPER No.	DESCRIZIONE MODEL No.	CODICE EDP No.	d1	D1	L	H	PESO WEIGHT (Kg)
40	SK40-C32-135	P2526015	32	72	135	100	3.11

◆ EXTRA EXTENDED **NEW**

Unità: mm

CONO TAPER No.	DESCRIZIONE MODEL No.	CODICE EDP No.	d1	D1	L	H	PESO WEIGHT (Kg)
50	SK50-C32-165	P2526020	32	72	165	100	5.59

► Per le pinze e chiavi vedere pag. 105

► For applicable collet and spanner, please refer to pag. 105

HYDRAULIC CHUCK

IDRAULICI

SHRINK FIT HOLDER

CALETTAMENTO TERMICO

ER COLLET CHUCK

PORTA PINZE "ER"

END MILL HOLDER

WELDON

SHELL MILL ARBOR

PORTA FRESE

POWER MILLING CHUCK

FORTE SERRAGGIO

MORSE TAPER ARBOR

CONO MORSE

SK SLIM CHUCK

SK SLIM

SYNCHRO TAPPING CHUCK

SYNCHRO PER MASCHIATURA

TAPPING ER CHUCK

PORTA PINZE "ER" PER MASCHIATURA

TAPPING CHUCK

MASCHIATURA

NC DRILL CHUCK

PORTA PUNTE INTEGRALI

PULL STUD

TIRANTI

HYDRAULIC CHUCK

MANDRINO FORTE SERRAGGIO HS

C

IDRAULICI

HIGH SPEED POWER MILLING CHUCK

SHRINK FIT HOLDER

CALETTAMENTO TERMICO

ER COLLET CHUCK

PORTA PINZE "ER"

END MILL HOLDER

WELDON

SHELL MILL ARBOR

PORTA FRESE

POWER MILLING CHUCK

FORTE SERRAGGIO

MORSE TAPER ARBOR

CONO MORSE

SK SLIM CHUCK

SK SLIM

SYNCHRO TAPPING CHUCK

SYNCHRO PER MASCHIATURA

TAPPING ER CHUCK

PORTA PINZE "ER" PER MASCHIATURA

TAPPING CHUCK

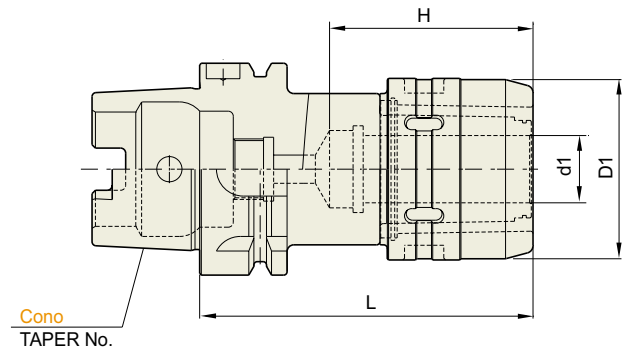
MASCHIATURA

NC DRILL CHUCK

PORTA PUNTE INTEGRALI

PULL STUD

TIRANTI



DIN 69893 - HSK	Tolleranza Cono Taper Accuracy -	Grado Bilanciatura G Value 6.3	Numero Giri RPM 20,000	TIPO Coolant System AD
------------------------	---	---	-------------------------------------	-------------------------------------

■ DIN 69893/ISO 12164-1-HSK FORM A

Unità: mm

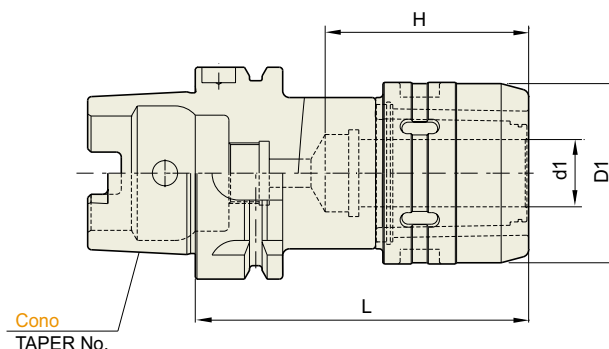
CONO	DESCRIZIONE	CODICE	d1	D1	L	H	PESO
TAPER No.	MODEL No.	EDP No.					WEIGHT (Kg)
63A	HSK63A-C20-105HS	P2562016	20	54	105	70	1.50
100A	HSK100A-C20-110HS	P2773104	20	54	110	70	3.50
	HSK100A-C32-135HS	P2773101	32	74	135	100	4.20

► Per le pinze e chiavi vedere pag. 105

► For applicable collet and spanner, please refer to pag. 105

MANDRINO FORTE SERRAGGIO
C

POWER MILLING CHUCK


■ DIN 69893/ISO 12164-1-HSK FORM A

DIN 69893 - HSK	Tolleranza Cono Taper Accuracy	Grado Bilanciatura G Value	Numero Giri RPM	TIPO Coolant System
	-	-	-	AD

							Unità: mm		
CONO	DESCRIZIONE	CODICE	d1	D1	L	H	PESO		
TAPER No.	MODEL No.	EDP No.						WEIGHT (Kg)	
63A	HSK63A-C20-105	P2773152	20	54	105	70	1.50		
	HSK63A-C32-130	P2600032	32	72	130	100	2.70		
100A	HSK100A-C32-135	P2773154	32	72	135	100	4.20		

► Per le pinze e chiavi vedere pag. 105

► For applicable collet and spanner, please refer to pag. 105

- HYDRAULIC CHUCK
- IDRAULICI
- SHRINK FIT HOLDER
- CALETTAMENTO TERMICO
- ER COLLET CHUCK
- PORTA PINZE "ER"
- END MILL HOLDER
- WELDON
- SHELL MILL ARBOR
- PORTA FRESE
- POWER MILLING CHUCK
- FORTE SERRAGGIO**
- MORSE TAPER ARBOR
- CONO MORSE
- SK SLIM CHUCK
- SK SLIM
- SYNCHRO TAPPING CHUCK
- SYNCHRO PER MASCHIATURA
- TAPPING ER CHUCK
- PORTA PINZE "ER" PER MASCHIATURA
- TAPPING CHUCK
- MASCHIATURA
- NC DRILL CHUCK
- PORTA PUNTE INTEGRALI
- PULL STUD
- TIRANTI

HYDRAULIC CHUCK

MANDRINO FORTE SERRAGGIO HS

C

IDRAULICI

HIGH SPEED POWER MILLING CHUCK

SHRINK FIT HOLDER

CALETTAMENTO TERMICO

ER COLLET CHUCK

PORTA PINZE "ER"

END MILL HOLDER

WELDON

SHELL MILL ARBOR

PORTA FRESE

POWER MILLING CHUCK

FORTE SERRAGGIO

MORSE TAPER ARBOR

CONO MORSE

SK SLIM CHUCK

SK SLIM

SYNCHRO TAPPING CHUCK

SYNCHRO PER MASCHIATURA

TAPPING ER CHUCK

PORTA PINZE "ER" PER MASCHIATURA

TAPPING CHUCK

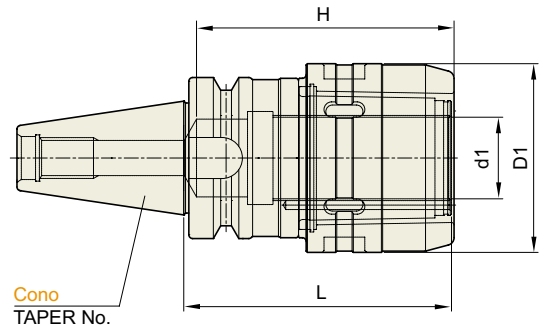
MASCHIATURA

NC DRILL CHUCK

PORTA PUNTE INTEGRALI

PULL STUD

TIRANTI



JIS B6339/MAS 403-BT

JIS B6339 - BT	Tolleranza Cono Taper Accuracy AT3	Grado Bilanciatura G Value 6.3	Numero Giri RPM 20,000	TIPO Coolant System AD
-----------------------	--	--	----------------------------------	----------------------------------

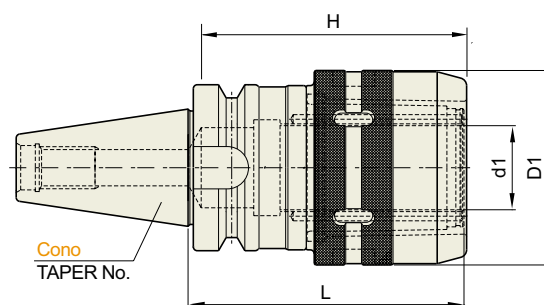
Unità: mm

CONO TAPER No.	DESCRIZIONE MODEL No.	CODICE EDP No.	d1	D1	L	H	PESO WEIGHT (Kg)
40	BT40-C20-80HS	P2546103	20	54	80	70	2.00

► Per le pinze e chiavi vedere pag. 105
 ► For applicable collet and spanner, please refer to pag. 105

MANDRINO FORTE SERRAGGIO
C

POWER MILLING CHUCK


JIS B6339/MAS 403-BT

JIS B6339 - BT	Tolleranza Cono Taper Accuracy AT3	Grado Bilanciatura G Value -	Numero Giri RPM -	TIPO Coolant System AD
--------------------------	--	---	--------------------------------	--

CONO TAPER No.	DESCRIZIONE MODEL No.	CODICE EDP No.	d1	D1	L	H	PESO WEIGHT (Kg)
40	BT40-C20-80	P2546003	20	54	80	70	2.00
	BT40-C32-90	P2546006	32	72	90	100	3.00
50	BT50-C20-105	P2546009	20	54	105	70	4.50
	BT50-C32-105	P2546015	32	72	105	100	6.00

► Per le pinze e chiavi vedere pag. 105

► For applicable collet and spanner, please refer to pag. 105

 HYDRAULIC CHUCK
 IDRAULICI
 SHRINK FIT HOLDER
 CALETTAMENTO TERMICO
 ER COLLET CHUCK
 PORTA PINZE "ER"
 END MILL HOLDER
 WELDON
 SHELL MILL ARBOR
 PORTA FRESE
 POWER MILLING CHUCK
FORTE SERRAGGIO
 MORSE TAPER ARBOR
 CONO MORSE
 SK SLIM CHUCK
 SK SLIM
 SYNCHRO TAPPING CHUCK
 SYNCHRO PER MASCHIATURA
 TAPPING ER CHUCK
 PORTA PINZE "ER" PER MASCHIATURA
 TAPPING CHUCK
 MASCHIATURA
 NC DRILL CHUCK
 PORTA PUNTE INTEGRALI
 PULL STUD
 TIRANTI

HYDRAULIC
CHUCK

SET MANDRINI



C

IDRAULICI

MILLING CHUCK STANDARD SET

SHRINK FIT
HOLDER

CALETTAMENTO
TERMICO

ER COLLET
CHUCK

PORTA PINZE
"ER"



END MILL
HOLDER

WELDON

SHELL MILL
ARBOR

PORTA
FRESE

POWER
MILLING
CHUCK

Unità: mm

CONO	DESCRIZIONE	CODICE	MANDRINO	PINZE	CHIAVE
TAPER No.	STANDARD SET MODEL No.	EDP No.	MILLING CHUCK	END MILL COLLET	SPANNER
SK	SSK40-C32	P2773301	SK40-C32-105	K32-6, 8, 10, 12, 16, 20, 25 (7pcs)	C32 SP
	SSK50-C32	P2773302	SK50-C32-105	K32-6, 8, 10, 12, 16, 20, 25 (7pcs)	C32 SP
BT	SBT40-C32	P2546022	BT40-C32-105	K32-6, 8, 10, 12, 16, 20, 25 (7pcs)	C32 SP

MORSE
TAPER
ARBOR

CONO
MORSE

SK SLIM
CHUCK

SK SLIM

SYNCHRO
TAPPING
CHUCK

SYNCRO PER
MASCHIATURA

TAPPING
ER CHUCK

PORTA PINZE
"ER" PER
MASCHIATURA

TAPPING
CHUCK

MASCHIATURA

NC DRILL
CHUCK

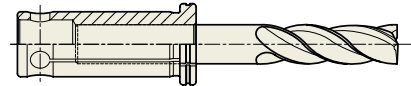
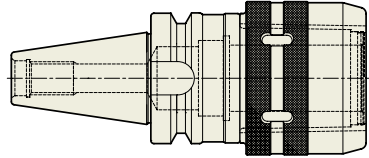
PORTA PUNTE
INTEGRALI

PULL STUD

TIRANTI

PINZE CILINDRICHE
K

COLLET


■ PINZE TIPO K - END MILL COLLET (K TYPE)

DESCRIZIONE	CODICE
MODEL No.	EDP No.
K20-6	P2506401
K20-8	P2506402
K20-10	P2506403
K20-12	P2506404
K20-16	P2506405
K25-6	P2506601
K25-8	P2506602
K32-4	P2506427
K32-6	P2506411
K32-8	P2506412
K32-10	P2506413
K32-12	P2506414
K32-16	P2506415
K32-18	P2506429
K32-20	P2506416
K32-25	P2506417

- ▶ Pinze non stagne
- ▶ Not sealed for internal cooling


■ CHIAVE - SPANNER

DESCRIZIONE	CODICE
MODEL No.	EDP No.
C20 SP	P2773401
C25 SP	P2773402
C32 SP	P2600033

 HYDRAULIC CHUCK
 IDRAULICI
 SHRINK FIT HOLDER
 CALETTAMENTO TERMICO
 ER COLLET CHUCK
 PORTA PINZE "ER"
 END MILL HOLDER
 WELDON
 SHELL MILL ARBOR
 PORTA FRESE
POWER MILLING CHUCK
FORTE SERRAGGIO
 MORSE TAPER ARBOR
 CONO MORSE
 SK SLIM CHUCK
 SK SLIM
 SYNCHRO TAPPING CHUCK
 SYNCHRO PER MASCHIATURA
 TAPPING ER CHUCK
 PORTA PINZE "ER" PER MASCHIATURA
 TAPPING CHUCK
 MASCHIATURA
 NC DRILL CHUCK
 PORTA PUNTE INTEGRALI
 PULL STUD
 TIRANTI

NEW

MANDRINI CONO MORSE

• MORSE TAPER ARBOR



DIN 69871-SK

DIN 69893/ISO 12164-1-HSK

JIS B6339/MAS 403-BT

CONO MORSE MORSE TAPER ARBOR

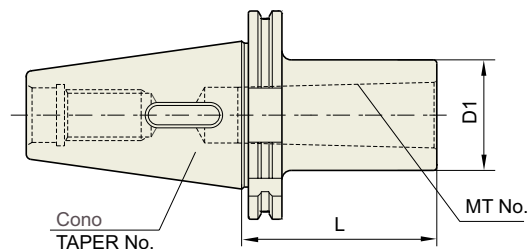


MANDRINO CONO MORSE



MTA

MORSE TAPER ARBOR



■ DIN 69871-SK

DIN 69871 - SK	Tolleranza Cono Taper Accuracy AT3	Grado Bilanciatura G Value 6.3	Numero Giri RPM 15,000	TIPO Coolant System A
-----------------------	--	--	--	---

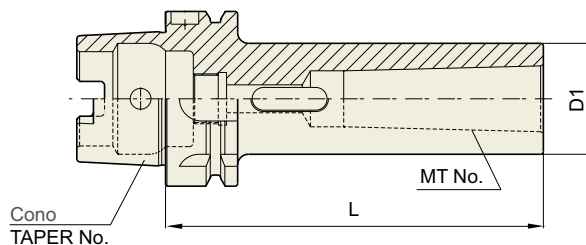
Unità: mm

CONO TAPER No.	DESCRIZIONE MODEL No.	CODICE EDP No.	MT No.	D1	L	PESO WEIGHT (Kg)
40	SK40-MTA1-50	P2522004	1	25	50	1.49
	SK40-MTA2-50	P2522005	2	32	50	1.62
	SK40-MTA3-70	P2522006	3	40	70	1.65
	SK40-MTA4-95	P2522007	4	48	95	1.90
50	SK50-MTA2-60	P2522009	2	32	60	2.66
	SK50-MTA3-65	P2522010	3	40	65	2.75
	SK50-MTA4-95	P2522011	4	48	95	3.00
	SK50-MTA5-105	P2522012	5	63	105	3.30

MANDRINO CONO MORSE

MTA

MORSE TAPER ARBOR


■ DIN 69893/ISO 12164-1-HSK FORM A

DIN 69893-HSK	Tolleranza Cono Taper Accuracy	Grado Bilanciatura G Value	Numero Giri RPM	TIPO Coolant System
	-	6.3	15,000	A

Unità: mm

CONO TAPER No.	DESCRIZIONE MODEL No.	CODICE EDP No.	MT No.	D1	L	PESO WEIGHT (Kg)
100A	HSK100A-MTA1-110	P2565011	1	25	110	2.12

 HYDRAULIC
CHUCK

IDRAULICI

 SHRINK FIT
HOLDER

 CALETTAMENTO
TERMICO

 ER COLLET
CHUCK

 PORTA PINZE
"ER"

 END MILL
HOLDER

WELDON

 SHELL MILL
ARBOR

PORTA FRESE

 POWER
MILLING
CHUCK

 FORTE
SERRAGGIO

 MORSE
TAPER
ARBOR

 CONO
MORSE

 SK SLIM
CHUCK

SK SLIM

 SYNCHRO
TAPPING
CHUCK

 SYNCHRO PER
MASCHIATURA

 TAPPING
ER CHUCK

 PORTA PINZE
"ER" PER
MASCHIATURA

 TAPPING
CHUCK

MASCHIATURA

 NC DRILL
CHUCK

 PORTA PUNTE
INTEGRALI

PULL STUD

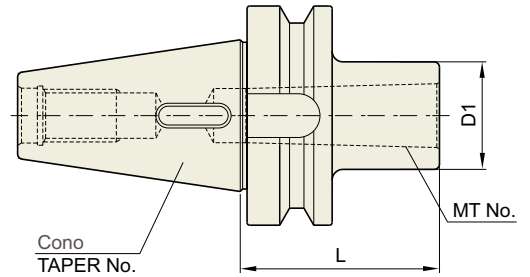
TIRANTI

MANDRINO CONO MORSE



MTA

MORSE TAPER ARBOR



■ **JIS B6339/MAS 403-BT**

JIS B6339-BT	Tolleranza Cono Taper Accuracy AT3	Grado Bilanciatura G Value 6.3	Numero Giri RPM 15,000	TIPO Coolant System A
---------------------	--	--	----------------------------------	---------------------------------

Unità: mm

CONO TAPER No.	DESCRIZIONE MODEL No.	CODICE EDP No.	MT No.	D1	L	PESO WEIGHT (Kg)
40	BT30-MTA2-60	P2542002	2	32	60	0.50
	BT40-MTA1-45	P2542005	1	25	45	1.00
	BT40-MTA2-60	P2542013	2	32	60	1.00
	BT40-MTA3-75	P2542014	3	40	75	1.20
	BT40-MTA4-95	P2542007	4	50	95	1.10
50	BT50-MTA1-120	P2542017	1	25	120	4.30
	BT50-MTA3-45	P2542021	3	40	45	3.90
	BT50-MTA3-150	P2542022	3	40	150	4.70
	BT50-MTA4-75	P2542023	4	50	75	4.00
	BT50-MTA4-105	P2542024	4	50	105	4.50
	BT50-MTA4-180	P2542025	4	50	180	5.40



MANDRINI SLIM CHUCK

- SK SLIM CHUCK

DIN 69871-SK

DIN 69893/ISO 12164-1-HSK

ACCESSORY - ACCESSORY

PINZE SK
SK COLLET
GHIERE SK
SK NUT
CHIAVI
SPANNER



MANDRINI SLIM CHUCK SK SLIM CHUCK




COPPIA DI SERRAGGIO GHIERE - NUT TIGHTENING TORQUE

- Utilizzare il 90% della coppia massima indicata.
Per operazioni gravose si possono raggiungere i valori massimi.
- You should work with 90% from this max torque.
But if you have a raw operation with power you can go to the max torque.

GHIERA SK NUT	COPPIA DI SERRAGGIO (Nm max.) TIGHTENING TORQUE
SKN06	48
SKN10	56
SKN16	80
SKN20	140

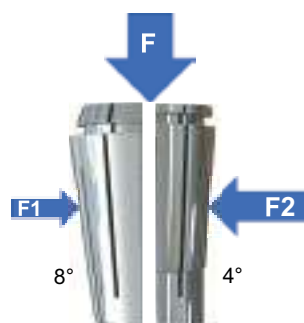
MANDRINI SLIM CHUCK - SK SLIM CHUCK

- T.I.R: $\leq 0.007\text{mm}$ a $3xD$
- Adatto per sgrossatura, finitura e impieghi gravosi
- Applicazioni: Stampi, Elettronica, Automotive, etc.
- Vite reggi spinta per assorbire le spinte assiali sulla sede pinza.
- T.I.R Accuracy: $\leq 0.007\text{mm}$ at $3xD$
- Rough/Fine finishing & Heavy cutting
- Application: Mould base, Electronic parts, Automobile, etc.
- Screw holder thrust to avoid axial thrusts on the collet seat



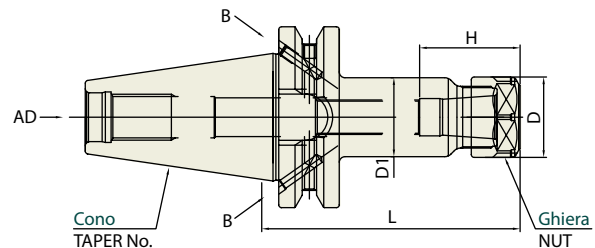
PINZE SK - SK COLLET

- Conicità: 4 gradi
- Grande forza di serraggio, maggiore rispetto alle pinze ER
- Precisione pinza $\leq 0.005\text{mm}$
- Taper angle: 4 degrees
- Strong torque power compared with ER collet (8 degrees)
- Collet precision: $\leq 0.005\text{mm}$



MANDRINI SLIM CHUCK **NEW**
SKA

SK SLIM CHUCK


DIN 69871-SK

DIN 69871-SK	Tolleranza Cono Taper Accuracy AT3	Grado Bilanciatura G Value 2.5	Numero Giri RPM 25,000	TIPO Coolant System AD/B
---------------------	--	--	----------------------------------	------------------------------------

Unità: mm									
CODICE	DESCRIZIONE	CODICE	GAMMA DI SERRAGGIO	L	D	D1	H	PINZA	PESO
TAPER No.	MODEL No.	EDP No.	CLAMPING RANGE					COLLET	WEIGHT (Kg)
40	SK40AD/B-SKA06-90	P2802902	1.8 ~ 6.0	90	20	19.5	31	SKC6	1.00
	SK40AD/B-SKA06-120	P2802903	1.8 ~ 6.0	120	20	19.5	31	SKC6	1.00
	SK40AD/B-SKA06-150	P2802904	1.8 ~ 6.0	150	20	19.5	31	SKC6	1.10
	SK40AD/B-SKA10-90	P2802905	1.75-10.0	90	28	27.5	35	SKC10	1.10
	SK40AD/B-SKA10-120	P2802906	1.75-10.0	120	28	27.5	35	SKC10	1.20
	SK40AD/B-SKA10-150	P2802907	1.75-10.0	150	28	27.5	35	SKC10	1.20
	SK40AD/B-SKA16-90	P2802911	2.75-16.0	90	40	40.0	52	SKC16	1.50
	SK40AD/B-SKA16-120	P2802912	2.75-16.0	120	40	40.0	52	SKC16	1.70
	SK40AD/B-SKA16-150	P2802913	2.75-16.0	150	40	40.0	52	SKC16	1.90
	SK40AD/B-SKA20-90	P2802914	3.5 ~ 20.0	90	48.5	48.5	59.6	SKC20	1.60
	SK40AD/B-SKA20-120	P2802915	3.5 ~ 20.0	120	48.5	48.5	59.6	SKC20	2.00
	SK40AD/B-SKA20-150	P2802916	3.5 ~ 20.0	150	48.5	48.5	59.6	SKC20	2.40

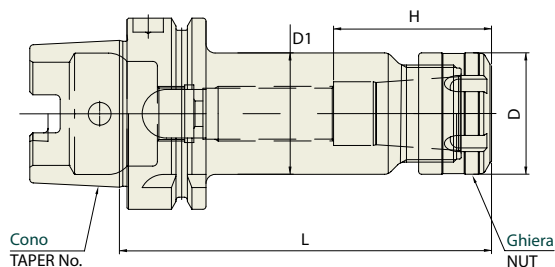
- ▶ Per le pinze vedere da pag.115
- ▶ For applicable SKC collet, please refer to pag 115
- ▶ Per le ghiera vedere da pag.116
- ▶ For applicable SKC nut, please refer to pag 116
- ▶ Chiavi da ordinarsi separatamente, pag 117
- ▶ Wrenches to be ordered separately, pag 117

HYDRAULIC CHUCK
 IDRAULICI
 SHRINK FIT HOLDER
 CALETTAMENTO TERMICO
 ER COLLET CHUCK
 PORTA PINZE "ER"
 END MILL HOLDER
 WELDON
 SHELL MILL ARBOR
 PORTA FRESE
 POWER MILLING CHUCK
 FORTE SERRAGGIO
 MORSE TAPER ARBOR
 CONO MORSE
SK SLIM CHUCK
SK SLIM
 SYNCHRO TAPPING CHUCK
 SYNCHRO PER MASCHIATURA
 TAPPING ER CHUCK
 PORTA PUNTE "ER" PER MASCHIATURA
 TAPPING CHUCK
 MASCHIATURA
 NC DRILL CHUCK
 PORTA PUNTE INTEGRALI
 PULL STUD
 TIRANTI

MANDRINI SLIM CHUCK

SKA

SK SLIM CHUCK



■ **DIN 69893/ISO 12164-1-HSK FORM A**

DIN 69893 - HSK	Tolleranza Cono Taper Accuracy -	Grado Bilanciatura G Value 2.5	Numero Giri RPM 25,000	TIPO Coolant System AD
------------------------	---	---	-------------------------------------	-------------------------------------

Unità: mm

CODICE	DESCRIZIONE	CODICE	GAMMA DI SERRAGGIO	L	D	D1	H	PINZA	PESO
TAPER No.	MODEL No.	EDP No.	CLAMPING RANGE					COLLET	WEIGHT (Kg)
63A	HSK63A-SKA06-100	P2775868	1.8 - 6.0	100	20	19.5	31	SKC6	1.40
	HSK63A-SKA10-100	P2775869	1.75 - 10.0	100	28	27.5	35	SKC10	1.60
	HSK63A-SKA16-120	P2775871	2.75 - 16.0	120	40	40	52	SKC16	1.70
	HSK63A-SKA20-120	P2775872	3.5 - 20.0	120	48.5	48.5	59.6	SKC20	2.10

- ▶ Per le pinze vedere da pag.115
- ▶ For applicable SKC collet, please refer to pag 115
- ▶ Per le ghiera vedere da pag.116
- ▶ For applicable SKC nut, please refer to pag 116
- ▶ Chiavi da ordinarsi separatamente, pag 117
- ▶ Wrenches to be ordered separately, pag 117

SK SLIM CHUCK

SK SLIM

SYNCHRO TAPPING CHUCK

SYNCHRO PER MASCHIATURA

TAPPING ER CHUCK

PORTA PINZE "ER" PER MASCHIATURA

TAPPING CHUCK

MASCHIATURA

NC DRILL CHUCK

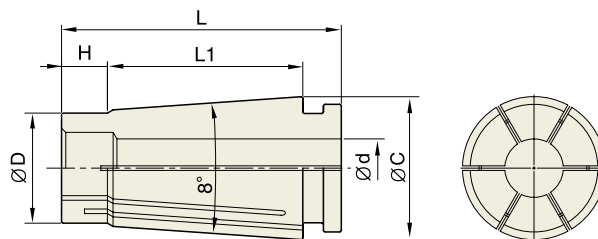
PORTA PUNTE INTEGRALI

PULL STUD

TIRANTI

PINZE SK
SKA

SK COLLET


 Run-Out
(3D)

 $\leq 5\mu\text{m}$

Unità: mm

TIPO	DESCRIZIONE	CODICE	GAMMA DI SERRAGGIO
TYPE	MODEL No.	EDP No.	CLAMPING RANGE (d)
SKC6	SKC6-2	P2730780	1.8 - 2.0
	SKC6-3	P2730782	2.8 - 3.0
	SKC6-4	P2730784	3.5 - 4.0
	SKC6-5	P2730786	4.5 - 5.0
	SKC6-6	P2730788	5.5 - 6.0

Unità: mm

TIPO	DESCRIZIONE	CODICE	GAMMA DI SERRAGGIO
TYPE	MODEL No.	EDP No.	CLAMPING RANGE (d)
SKC10	SKC10-2	P2730790	1.75 - 2.0
	SKC10-3	P2730791	2.75 - 3.0
	SKC10-4	P2730792	3.5 - 4.0
	SKC10-5	P2730793	4.5 - 5.0
	SKC10-6	P2730794	5.5 - 6.0
	SKC10-7	P2730795	6.5 - 7.0
	SKC10-8	P2730796	7.5 - 8.0
	SKC10-9	P2730797	8.5 - 9.0
	SKC10-10	P2730798	9.5 - 10.0

Unità: mm

TIPO	DESCRIZIONE	CODICE	GAMMA DI SERRAGGIO
TYPE	MODEL No.	EDP No.	CLAMPING RANGE (d)
SKC16	SKC16-3	P2730810	2.75 - 3.0
	SKC16-4	P2730812	3.5 - 4.0
	SKC16-6	P2730814	5.5 - 6.0
	SKC16-8	P2730816	7.5 - 8.0
	SKC16-10	P2730818	9.5 - 10.0
	SKC16-12	P2730820	11.5 - 12.0
	SKC16-14	P2773822	13.5 - 14.0
	SKC16-16	P2730824	15.5 - 16.0

Unità: mm

TIPO	DESCRIZIONE	CODICE	GAMMA DI SERRAGGIO
TYPE	MODEL No.	EDP No.	CLAMPING RANGE (d)
SKC20	SKC20-4	P2730830	3.5 - 4.0
	SKC20-6	P2730832	5.5 - 6.0
	SKC20-8	P2730834	7.5 - 8.0
	SKC20-10	P2730836	9.5 - 10.0
	SKC20-12	P2730838	11.5 - 12.0
	SKC20-14	P2730840	13.5 - 14.0
	SKC20-16	P2730842	15.5 - 16.0
	SKC20-18	P2730844	17.5 - 18.0
	SKC20-20	P2730846	19.5 - 20.0

■ DIMENSIONI PINZE - SK COLLET DIMENSION

Unità: mm

TIPO	D	L	L1	H	C	PESO
TYPE						WEIGHT (Kg)
SKC6	7.5	25.7	17.6	3.8	10	0.03
SKC10	12	32	21.3	5	15	0.04
SKC16	18.8	46	32	8	24	0.06
SKC20	22.5	54.2	41	8	29	0.08

 HYDRAULIC CHUCK
 IDRAULICI
 SHRINK FIT HOLDER
 CALETTAMENTO TERMICO
 ER COLLET CHUCK
 PORTA PINZE "ER"
 END MILL HOLDER
 WELDON
 SHELL MILL ARBOR
 PORTA FRESE
 POWER MILLING CHUCK
 FORTE SERRAGGIO
 MORSE TAPER ARBOR
 CONO MORSE
 SK SLIM CHUCK
 SK SLIM
 SYNCHRO TAPPING CHUCK
 SYNCHRO PER MASCHIATURA
 TAPPING ER CHUCK
 PORTA PINZE "ER" PER MASCHIATURA
 TAPPING CHUCK
 MASCHIATURA
 NC DRILL CHUCK
 PORTA PUNTE INTEGRALI
 PULL STUD
 TIRANTI

GHIERE SK



SKN

HYDRAULIC CHUCK

IDRAULICI

SK NUT

SHRINK FIT HOLDER

CALETTAMENTO TERMICO

ER COLLET CHUCK

PORTA PINZE "ER"

END MILL HOLDER

WELDON

SHELL MILL ARBOR

PORTA FRESE

POWER MILLING CHUCK

FORTE SERRAGGIO

MORSE TAPER ARBOR

CONO MORSE

SK SLIM CHUCK

SK SLIM

SYNCHRO TAPPING CHUCK

SYNCHRO PER MASCHIATURA

TAPPING ER CHUCK

PORTA PINZE "ER" PER MASCHIATURA

TAPPING CHUCK

MASCHIATURA

NC DRILL CHUCK

PORTA PUNTE INTEGRALI

PULL STUD

TIRANTI




FIG 1

FIG 2

TIPO	CODICE	A	B	C	FIG.	PESO
TYPE	EDP No.					WEIGHT (kg)
SKN06	P2773581	20	15	M15.5X1.0	1	0.02
SKN10	P2773582	28	17	M21.5X1.0	1	0.04
SKN13	P2773583	33	21	M27X1.0	2	0.05
SKN16	P2773584	40	24	M32X1.5	2	0.06

CHIAVE SK A SETTORE
NEW
SKA

SK SPANNER SLOTTED



DESCRIZIONE	CODICE
MODEL No.	EDP No.
SKA 16	P2773591
SKA 20	P2773587

CHIAVE SK ESAGONALE
NEW
SKA

SK SPANNER HEXAGONAL



DESCRIZIONE	CODICE
MODEL No.	EDP No.
SKA 06	P2773588
SKA 10	P2773589

 HYDRAULIC CHUCK
 IDRAULICI
 SHRINK FIT HOLDER
 CALETTAMENTO TERMICO
 ER COLLET CHUCK
 PORTA PINZE "ER"
 END MILL HOLDER
 WELDON
 SHELL MILL ARBOR
 PORTA FRESE
 POWER MILLING CHUCK
 FORTE SERRAGGIO
 MORSE TAPER ARBOR
 CONO MORSE
SK SLIM CHUCK
SK SLIM
 SYNCHRO TAPPING CHUCK
 SYNCRO PER MASCHIATURA
 TAPPING ER CHUCK
 PORTA PINZE "ER" PER MASCHIATURA
 TAPPING CHUCK
 MASCHIATURA
 NC DRILL CHUCK
 PORTA PUNTE INTEGRALI
 PULL STUD
 TIRANTI

MANDRINI SYNCHRO PER MASCHIATURA

- SYNCHRO TAPPING CHUCK



DIN 69871-SK

DIN 69893/ISO 12164-1-HSK

JIS B6339/MAS 403-BT

STRAIGHT-K

HYDRAULIC CHUCK

MANDRINI SYNCHRO PER MASCHIATURA (TIPO ER)

SYTER

IDRAULICI

SYNCHRO TAPPING CHUCK (ER TYPE)

SHRINK FIT HOLDER

CALETTAMENTO TERMICO

ER COLLET CHUCK

PORTA PINZE "ER"

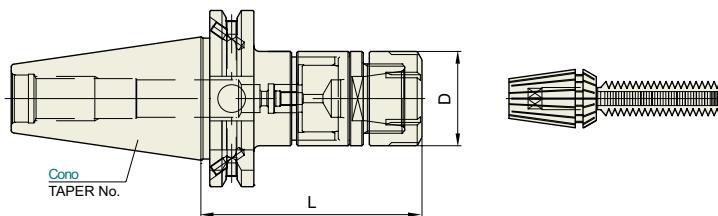
END MILL HOLDER

WELDON

SHELL MILL ARBOR

PORTA FRESE

■ DIN 69871-SK



DIN 69871 - SK	Tolleranza Cono Taper Accuracy AT3	Grado Bilanciatura G Value -	Numero Giri RPM -	TIPO Coolant System AD/B
----------------	---------------------------------------	------------------------------------	-------------------------	--------------------------------

Unità: mm

CONO TAPER No.	DESCRIZIONE MODEL No.	CODICE EDP No.	DIMENSIONE TAP SIZE	GHIERA NUT	D	L	PESO WEIGHT (Kg)
40	SK40AD/B-SYTER12-79	P2773701	M3-M12	ER16	28	79	1.00
	SK40AD/B-SYTER16-85	P2773702	M3-M16	ER20	34	85	1.08
	SK40AD/B-SYTER20-90	P2773703	M3-M20	ER25	42	90	1.08
	SK40AD/B-SYTER27-100	P2773704	M4-M27	ER32	50	100	1.37
	SK40AD/B-SYTER33-120	P2773705	M4-M33	ER40	63	120	2.16
50	SK50AD/B-SYTER12-79	P2773706	M3-M12	ER16	28	79	2.83
	SK50AD/B-SYTER16-85	P2773707	M3-M16	ER20	34	85	2.86
	SK50AD/B-SYTER20-90	P2773708	M3-M20	ER25	42	90	2.87
	SK50AD/B-SYTER27-100	P2773709	M4-M27	ER32	50	100	3.04
	SK50AD/B-SYTER33-105	P2773710	M4-M33	ER40	63	105	3.93

► Caratteristiche:

- Per compensare errori di sincronizzazione della macchina
- Per compensare tolleranze sul passo dei maschi
- Per macchine con mandrino sincronizzato

► Feature:

- To compensate for synchronization errors to extend tap life and to improve thread quality
- To compensate for pitch tolerances of taps
- For machine with synchronized spindle

► Pinze ER pag 63, pinze ER con quadro di trascinamento pag 66

- ER collet of page 63, and Tap ER collet of page 66 are applicable.

SYNCHRO TAPPING CHUCK

SYNCHRO PER MASCHIATURA

TAPPING ER CHUCK

PORTA PINZE "ER" PER MASCHIATURA

TAPPING CHUCK

MASCHIATURA

NC DRILL CHUCK

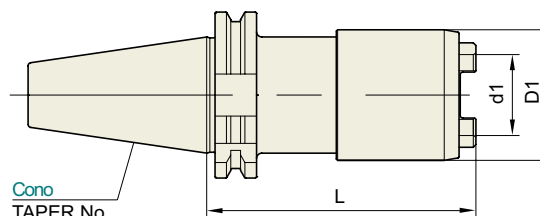
PORTA PUNTE INTEGRALI

PULL STUD

TIRANTI

MANDRINI SYNCHRO PER MASCHIATURA (CAMBIO VELOCE) NEW SYTC

SYNCHRO TAPPING CHUCK (QUICK CHANGE TYPE)


■ DIN69871-SK

DIN69871-SK	Tolleranza Cono Taper Accuracy AT3	Grado Bilanciatura G Value -	Numero Giri RPM -	TIPO Coolant System A
--------------------	--	---	--------------------------------	---

Unità: mm								
CONO	DESCRIZIONE	CODICE	DIMENSIONE	BUSSOLA	d1	D1	L	PESO
TAPER No.	MODEL No.	EDP No.	TAP SIZE	MATCHING INSERTS				WEIGHT (Kg)
40	SK40-SYTC12-65	P2774201	M3-M12	TSC12D	19	36	65	1.10
50	SK50-SYTC12-65	P2774204	M3-M12	TSC12D	19	36	65	3.00

► Caratteristiche:

- Per compensare errori di sincronizzazione della macchina
- Per compensare tolleranze sul passo dei maschi
- Per macchine con mandrino sincronizzato

► Feature:

- To compensate for synchronization errors to extend tap life and to improve thread quality
- To compensate for pitch tolerances of taps
- For machine with synchronized spindle



► Bussola a innesto rapido pag. 133

► Tap Adapter of page 133 are applicable.

 HYDRAULIC CHUCK
 IDRAULICI
 SHRINK FIT HOLDER
 CALETTAMENTO TERMICO
 ER COLLET CHUCK
 PORTA PINZE "ER"
 END MILL HOLDER
 WELDON
 SHELL MILL ARBOR
 PORTA FRESE
 POWER MILLING CHUCK
 FORTE SERRAGGIO
 MORSE TAPER ARBOR
 CONO MORSE
 SK SLIM CHUCK
 SK SLIM
 SYNCHRO TAPPING CHUCK
 SYNCHRO PER MASCHIATURA
 TAPPING ER CHUCK
 PORTA PINZE "ER" PER MASCHIATURA
 TAPPING CHUCK
 MASCHIATURA
 NC DRILL CHUCK
 PORTA PUNTE INTEGRALI
 PULL STUD
 TIRANTI

HYDRAULIC CHUCK

MANDRINI SYNCHRO PER MASCHIATURA (TIPO ER)

SYTER

IDRAULICI

SYNCHRO TAPPING CHUCK (ER TYPE)

SHRINK FIT HOLDER

CALETTAMENTO TERMICO

ER COLLET CHUCK

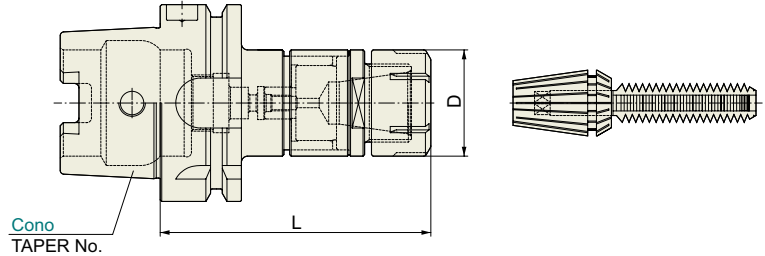
PORTA PINZE "ER"

END MILL HOLDER

WELDON

SHELL MILL ARBOR

PORTA FRESE



DIN 69893 - HSK	Tolleranza Cono Taper Accuracy -	Grado Bilanciatura G Value -	Numero Giri RPM -	TIPO Coolant System AD
------------------------	--	--	-----------------------------	---

■ DIN 69893/ISO 12164-1-HSK FORM A

Unità: mm

CONO	DESCRIZIONE	CODICE	DIMENSIONE	GAMMA DI SERRAGGIO	GHIERA	D	L	PESO
TAPER No.	MODEL No.	EDP No.	TAP SIZE	CLAMPING RANGE	NUT			WEIGHT (Kg)
63A	HSK63A-SYTER16-90	P2773801	M3-M16	4.0 - 7.0	ER20	34	90	0.95
	HSK63A-SYTER20-94	P2773802	M3-M20	4.0 - 10.5	ER25	42	94	0.95
	HSK63A-SYTER27-105	P2773803	M4-M27	5.0 - 14.0	ER32	50	105	1.34

POWER MILLING CHUCK

FORTE SERRAGGIO

MORSE TAPER ARBOR

CONO MORSE

SK SLIM CHUCK

SK SLIM

SYNCHRO TAPPING CHUCK

SYNCHRO PER MASCHIATURA

TAPPING ER CHUCK

PORTA PINZE "ER" PER MASCHIATURA

TAPPING CHUCK

MASCHIATURA

NC DRILL CHUCK

PORTA PUNTE INTEGRALI

PULL STUD

TIRANTI

- **Caratteristiche:**
- Per compensare errori di sincronizzazione della macchina
 - Per compensare tolleranze sul passo dei maschi
 - Per macchine con mandrino sincronizzato

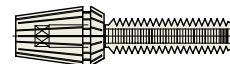
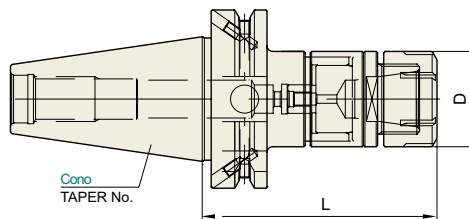
- **Feature:**
- To compensate for synchronization errors to extend tap life and to improve thread quality
 - To compensate for pitch tolerances of taps
 - For machine with synchronized spindle

► Pinze ER pag 63, pinze ER con quadro di trascinamento pag 66

► ER collet of page 63, and Tap ER collet of page 66 are applicable.

MANDRINI SYNCRO PER MASCHIATURA (TIPO ER)
SYTER

SYNCHRO TAPPING CHUCK (ER TYPE)


JIS B6339/MAS 403-BT

JIS B6339 - BT	Tolleranza Cono Taper Accuracy AT3	Grado Bilanciatura G Value -	Numero Giri RPM -	TIPO Coolant System AD/B
--------------------------	--	---	--------------------------------	--

Unità: mm

CONO	DESCRIZIONE	CODICE	DIMENSIONE	GAMMA DI SERRAGGIO	GHIERA	D	L	PESO
TAPER No.	MODEL No.	EDP No.	TAP SIZE	CLAMPING RANGE	NUT			WEIGHT (Kg)
40	BT40AD/B-SYTER12-79	P2776301	M2-M8	3.0 - 6.2	ER16	28	79	1.14
	BT40AD/B-SYTER16-85	P2776302	M3-M10	4.0 - 7.0	ER20	34	85	1.17
	BT40AD/B-SYTER20-90	P2776303	M3-M14	4.0 - 10.5	ER25	42	90	1.17
	BT40AD/B-SYTER27-100	P2776304	M4-M18	5.0 - 14.0	ER32	50	100	1.45
	BT40AD/B-SYTER33-125	P2776305	M8-M24	6.2 - 19.0	ER40	63	125	2.40
50	BT50AD/B-SYTER12-100	P2776306	M2-M8	3.0 - 6.2	ER16	28	100	3.79
	BT50AD/B-SYTER16-100	P2776307	M3-M10	4.0 - 7.0	ER20	34	100	3.79
	BT50AD/B-SYTER20-100	P2776308	M3-M14	4.0 - 10.5	ER25	42	100	3.75
	BT50AD/B-SYTER27-110	P2776309	M4-M18	5.0 - 14.0	ER32	50	110	3.99
	BT50AD/B-SYTER33-125	P2776310	M8-M24	6.2 - 19.0	ER40	63	125	4.75

Caratteristiche:

- Per compensare errori di sincronizzazione della macchina
- Per compensare tolleranze sul passo dei maschi
- Per macchine con mandrino sincronizzato

Feature:

- To compensate for synchronization errors to extend tap life and to improve thread quality
- To compensate for pitch tolerances of taps
- For machine with synchronized spindle

Pinze ER pag 63, pinze ER con quadro di trascinamento pag 66

- ▶ ER collet of page 63, and Tap ER collet of page 66 are applicable.

HYDRAULIC CHUCK

IDRAULICI

SHRINK FIT HOLDER

CALETTAMENTO TERMICO

ER COLLET CHUCK

PORTA PINZE "ER"

END MILL HOLDER

WELDON

SHELL MILL ARBOR

PORTA FRESE

POWER MILLING CHUCK

FORTE SERRAGGIO

MORSE TAPER ARBOR

CONO MORSE

SK SLIM CHUCK

SK SLIM

SYNCHRO TAPPING CHUCK

SYNCRO PER MASCHIATURA

TAPPING ER CHUCK

PORTA PINZE "ER" PER MASCHIATURA

TAPPING CHUCK

MASCHIATURA

NC DRILL CHUCK

PORTA PUNTE INTEGRALI

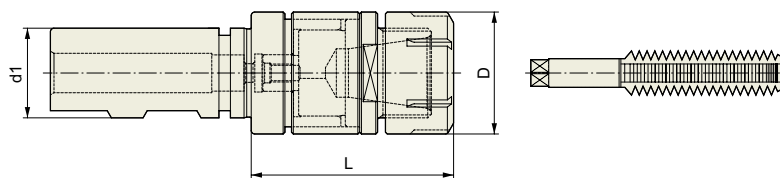
PULL STUD

TIRANTI

MANDRINI SYNCHRO PER MASCHIATURA (TIPO ER)

SYTER

SYNCHRO TAPPING CHUCK (ER TYPE)



■ STRAIGHT-K

Unità: mm

DESCRIZIONE	CODICE	DIMENSIONE	GAMMA DI SERRAGGIO	GHIERA/PINZA	D	L	d1	PESO
MODEL No.	EDP No.	TAP SIZE	CLAMPING RANGE	NUT / COLLET				WEIGHT (Kg)
K20-SYTER16	P2773901	M3-M16	4.0 - 7.0	ER20	34	58	20	0.33
K25-SYTER16	P2773902	M3-M16	4.0 - 7.0	ER20	34	61	25	0.44
K25-SYTER27	P2773903	M4-M27	5.0 - 14.0	ER32	50	69	25	0.60

► **Caratteristiche:**

- Per compensare errori di sincronizzazione della macchina
- Per compensare tolleranze sul passo dei maschi
- Per macchine con mandrino sincronizzato

► **Feature:**

- To compensate for synchronization errors to extend tap life and to improve thread quality
- To compensate for pitch tolerances of taps
- For machine with synchronized spindle

► **Pinze ER pag 63, pinze ER con quadro di trascinamento pag 66**

- ER collet of page 63, and Tap ER collet of page 66 are applicable.

NEW

MANDRINI PORTAPINZE ER PER MASCHIATURA

• TAPPING ER CHUCK



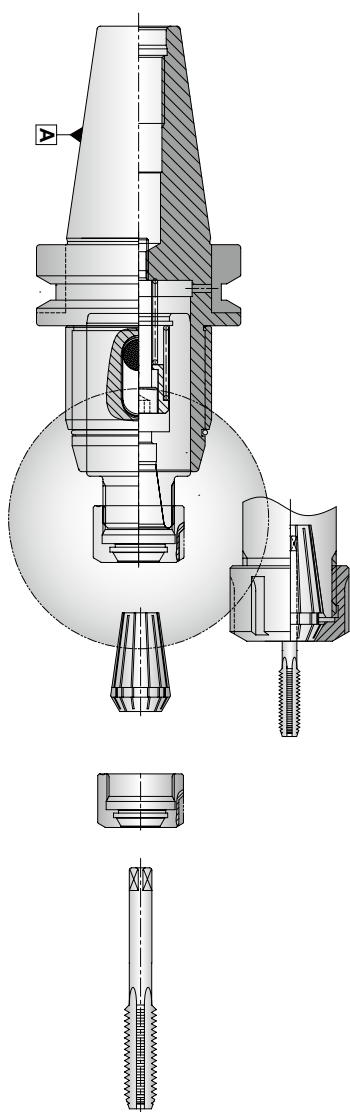
DIN 69871-SK

JIS B6339/MAS 403-BT



Mandrino ER maschiatore Tapping ER chuck

Mandrino maschiatore Tapping chuck



Il design compatto del mandrino riduce le interferenze

Minimizing tool interference during machining with short gauge line

Il sistema a cambio rapido incrementa gli ingombri e le interferenze

Interfered with tool during machining due to long gauge line

Funzione di compensazione in tiro e spinta

Combining strength of strong torque power of ER chuck and tension and compression function of tapping chuck

Funzione di compensazione tiro e spinta

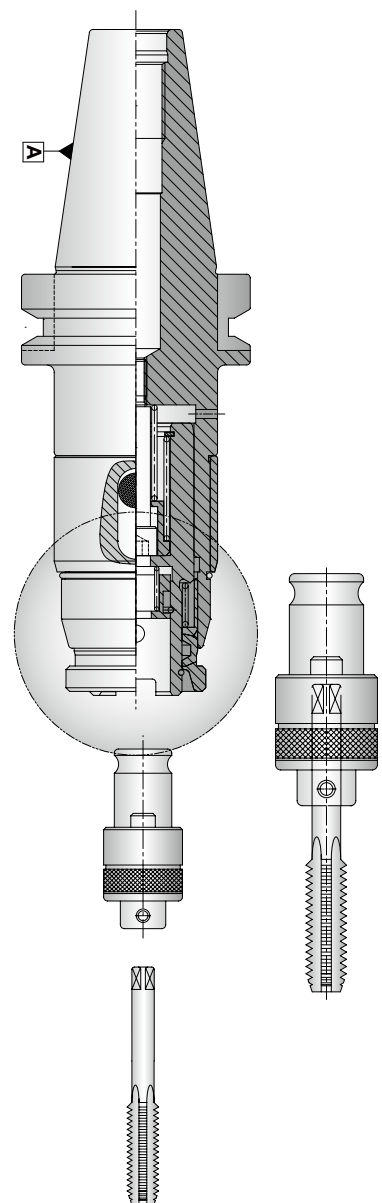
Tension and compression function

Utilizzo pinze ER con quadro di trascinamento costi contenuti

Possible to change suitable tap for machining conditions by replacement of cheaper ER collet (Sharing collet with ER chuck) -> Saving costs

Maggiore costo degli adattatori ma ridotti costi di sostituzione utensile

Preparing and changing expensive tap adapter according to machining conditions




TER
**PORTAPINZA ER PER MASCHIATURA A DOPPIA
COMPENSAZIONE**

TAPPING ER CHUCK

 HYDRAULIC
CHUCK

IDRAULICI

 SHRINK FIT
HOLDER

 CALETTAMENTO
TERMICO

 ER COLLET
CHUCK

 PORTA PINZE
"ER"

 END MILL
HOLDER

WELDON

 SHELL MILL
ARBOR

 PORTA
FRESE

 POWER
MILLING
CHUCK

 FORTE
SERRAGGIO

 MORSE
TAPER
ARBOR

 CONO
MORSE

 SK SLIM
CHUCK

SK SLIM

 SYNCHRO
TAPPING
CHUCK

 SYNCHRO PER
MASCHIATURA

 TAPPING
ER CHUCK

 PORTA PINZE
"ER" PER
MASCHIATURA

 TAPPING
CHUCK

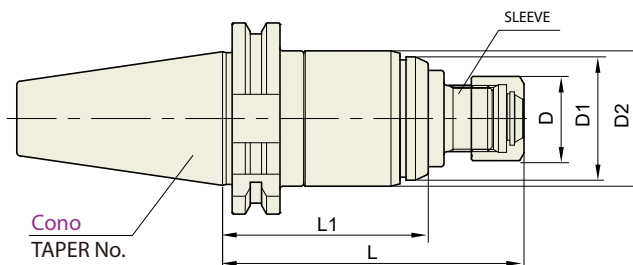
MASCHIATURA

 NC DRILL
CHUCK

 PORTA PUNTE
INTEGRALI

PULL STUD

TIRANTI



DIN 69871 -SK	Tolleranza Cono Taper Accuracy AT3	Grado Bilanciatura G Value -	Numero Giri RPM -	TIPO Coolant System A
--------------------------	--	--	-------------------------------------	---

■ DIN 69871-SK

Unità: mm

CODICE TAPER No.	DESCRIZIONE MODEL No.	CODICE EDP No.	D	D1	D2	L	L1	GHIERA NUT	PESO WEIGHT (Kg)
40	SK40-TER16-100	P2774001	28	41	45	100	68.4	ER16	1.65
	SK40-TER32-130	P2774003	50	58	63	130	92	ER32	2.10

► Per le pinze vedere da pag. 63

► For applicable ER collet, please refer to pag. 63

PORTA PINZE "ER" PER MASCHIATURA

TAPPING ER CHUCK



PORTAPINZA ER PER MASCHIATURA A DOPPIA COMPENSAZIONE



TER

HYDRAULIC CHUCK

IDRAULICI

TAPPING ER CHUCK

SHRINK FIT HOLDER

CALETTAMENTO TERMICO

ER COLLET CHUCK

PORTA PINZE "ER"

END MILL HOLDER

WELDON

SHELL MILL ARBOR

PORTA FRESE

POWER MILLING CHUCK

FORTE SERRAGGIO

MORSE TAPER ARBOR

CONO MORSE

SK SLIM CHUCK

SK SLIM

SYNCHRO TAPPING CHUCK

SYNCHRO PER MASCHIATURA

TAPPING ER CHUCK

PORTA PINZE "ER" PER MASCHIATURA

TAPPING CHUCK

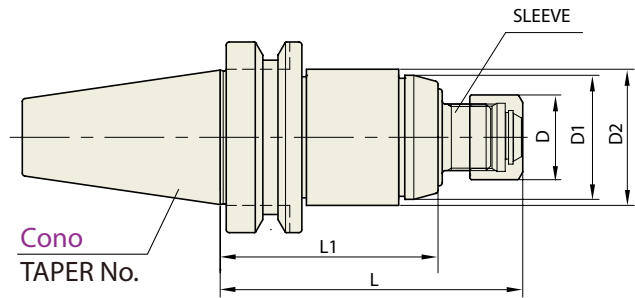
MASCHIATURA

NC DRILL CHUCK

PORTA PUNTE INTEGRALI

PULL STUD

TIRANTI



■ JIS B6339/MAS 403-BT

JIS B6339 - BT	Tolleranza Cono Taper Accuracy AT3	Grado Bilanciatura G Value -	Numero Giri RPM -	TIPO Coolant System A
----------------	--	------------------------------------	-------------------------	-----------------------------

Unità: mm

CODICE	DESCRIZIONE	CODICE	D	D1	D2	L	L1	GHIERA	PESO
TAPER No.	MODEL No.	EDP No.						NUT	WEIGHT (Kg)
40	BT40-TER16-100	P2774159	28	41	45	100	68.4	ER16	1.45
	BT40-TER32-110	P2774161	50	58	63	110	72	ER32	2.20

► Per le pinze vedere da pag. 63

► For applicable ER collet, please refer to pag. 63

NEW

MANDRINI PER MASCHIATURA

• TAPPING CHUCK



DIN 69871-SK

DIN 69893/ISO 12164-1-HSK

JIS B6339/MAS 403-BT

ACCESSORY - ACCESSORY

BUSSOLA A INNESTO RAPIDO

TAP ADAPTER (DIN)

MANDRINERIA PER MASCHIATURA A CAMBIO RAPIDO, DOPPIA COMPENSAZIONE



TC

HYDRAULIC CHUCK

IDRAULICI

TAPPING CHUCK

SHRINK FIT HOLDER

CALETTAMENTO TERMICO

ER COLLET CHUCK

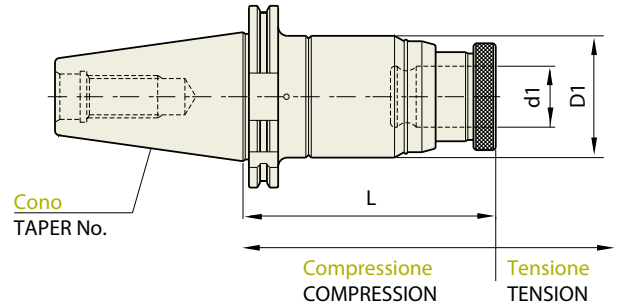
PORTA PINZE "ER"

END MILL HOLDER

WELDON

SHELL MILL ARBOR

PORTA FRESE



■ **DIN69871-SK**

DIN69871-SK	Tolleranza Cono Taper Accuracy AT3	Grado Bilanciatura G Value -	Numero Giri RPM -	TIPO Coolant System A
--------------------	--	--	-----------------------------	---------------------------------

Unità: mm

CONO TAPER No.	DESCRIZIONE MODEL No.	CODICE EDP No.	DIMENSIONE TAP SIZE	COMPENSAZIONE		d1	D1	L	PESO
				Comp.	Ten.				WEIGHT (Kg)
40	SK40-TC12-90	P2520001	M3-M12	5	15	19	45	90	1.30
	SK40-TC12-130	P2520006	M3-M12	5	15	19	45	130	1.80
	SK40-TC24-120	P2520002	M6-M24	5	20	31	63	120	2.50
50	SK50-TC12-130	P2520003	M3-M12	5	15	19	45	130	4.30
	SK50-TC24-142	P2520004	M6-M24	5	20	31	63	142	5.30
	SK50-TC38-175	P2520005	M18-M38	10	25	48	98	175	7.50

SK SLIM CHUCK



SK SLIM

► Bussola a innesto rapido pag. 133

SYNCHRO TAPPING CHUCK

► Tap Adapter of page 133 are applicable.

SYNCHRO PER MASCHIATURA

TAPPING ER CHUCK

PORTA PINZE "ER" PER MASCHIATURA

TAPPING CHUCK

MASCHIATURA

NC DRILL CHUCK

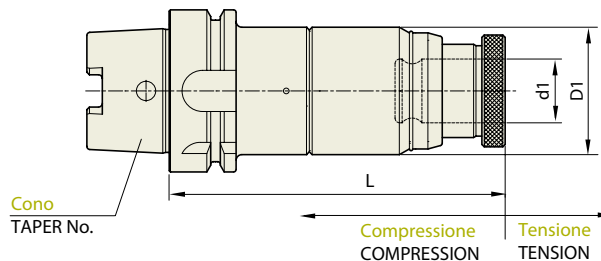
PORTA PUNTE INTEGRALI

PULL STUD

TIRANTI

**MANDRINERIA PER MASCHIATURA A CAMBIO RAPIDO,
 DOPPIA COMPENSAZIONE**
TC

TAPPING CHUCK


■ DIN 69893/ISO 12164-1-HSK FORM A

DIN69893-HSK	Tolleranza Cono Taper Accuracy	Grado Bilanciatura G Value	Numero Giri RPM	TIPO Coolant System
	-	-	-	A

Unità: mm

CONO TAPER No.	DESCRIZIONE MODEL No.	CODICE EDP No.	DIMENSIONE TAP SIZE	COMPENSAZIONE		d1	Dd	L	PESO
				Comp.	Ten.				WEIGHT (Kg)
63A	HSK63A-TC12-120	P2774501	M3-M12	5	15	19	45	120	1.00
	HSK63A-TC24-142	P2774502	M6-M24	5	20	31	63	142	2.40
100A	HSK100A-TC24-142	P2774504	M6-M24	5	20	31	63	142	5.20



► Bussola a innesto rapido pag. 133

► Tap Adapter of page 133 are applicable.

- HYDRAULIC CHUCK
- IDRAULICI
- SHRINK FIT HOLDER
- CALETTAMENTO TERMICO
- ER COLLET CHUCK
- PORTA PINZE "ER"
- END MILL HOLDER
- WELDON
- SHELL MILL ARBOR
- PORTA FRESE
- POWER MILLING CHUCK
- FORTE SERRAGGIO
- MORSE TAPER ARBOR
- CONO MORSE
- SK SLIM CHUCK
- SK SLIM
- SYNCHRO TAPPING CHUCK
- SYNCHRO PER MASCHIATURA
- TAPPING ER CHUCK
- PORTA PINZE "ER" PER MASCHIATURA
- TAPPING CHUCK
- MASCHIATURA
- NC DRILL CHUCK
- PORTA PUNTE INTEGRALI
- PULL STUD
- TIRANTI

MANDRINERIA PER MASCHIATURA A CAMBIO RAPIDO, DOPPIA COMPENSAZIONE



TC

HYDRAULIC CHUCK

IDRAULICI

TAPPING CHUCK

SHRINK FIT HOLDER

CALETTAMENTO TERMICO

ER COLLET CHUCK

PORTA PINZE "ER"

END MILL HOLDER

WELDON

SHELL MILL ARBOR

PORTA FRESE

POWER MILLING CHUCK

FORTE SERRAGGIO

MORSE TAPER ARBOR

CONO MORSE

SK SLIM CHUCK

SK SLIM

SYNCHRO TAPPING CHUCK

SYNCHRO PER MASCHIATURA

TAPPING ER CHUCK

PORTA PINZE "ER" PER MASCHIATURA

TAPPING CHUCK

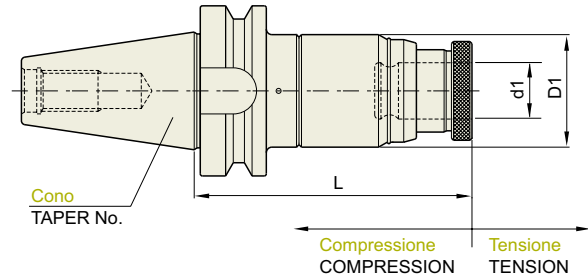
MASCHIATURA

NC DRILL CHUCK

PORTA PUNTE INTEGRALI

PULL STUD

TIRANTI



■ JIS B6339/MAS 403-BT

JIS B6339 - BT	Tolleranza Cono Taper Accuracy AT3	Grado Bilanciatura G Value -	Numero Giri RPM -	TIPO Coolant System A
----------------	---------------------------------------	---------------------------------	----------------------	--------------------------

Unità: mm

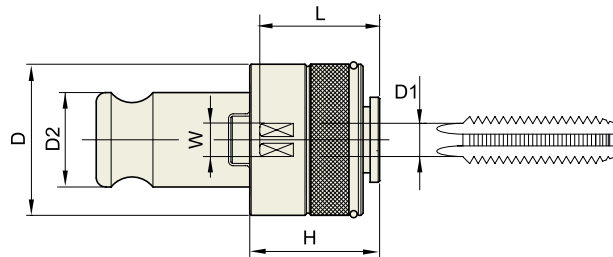
CONO TAPER No.	DESCRIZIONE MODEL No.	CODICE EDP No.	DIMENSIONE TAP SIZE	COMPENSAZIONE		d1	D1	L	PESO
				Comp.	Ten.				WEIGHT (Kg)
40	BT40-TC12-90	P2540011	M3-M12	5	15	19	45	95	1.50
	BT40-TC24-100	P2540002	M6-M24	5	20	31	63	100	2.10
50	BT50-TC24-142	P2540004	M6-M24	5	20	31	63	142	5.80
	BT50-TC38-175	P2540005	M18-M38	10	25	48	98	175	8.30



- Bussola a innesto rapido pag. 133
- Tap Adapter of page 133 are applicable.

BUSSOLA A INNESTO RAPIDO **NEW**
TC

TAP ADAPTER (DIN)



Unità: mm

CONO	DESCRIZIONE	CODICE	D	D1 (Ø)	D2	H	W (Ø)	L	DIN No.	PESO
TAPER No.	MODEL No.	EDP No.								WEIGHT (Kg)
TCS12D	TCS12D-2821	P2774601	32	2.8	19	25	2.1	24	371	0.20
	TCS12D-3527	P2774602	32	3.5	19	25	2.7	24	371	0.20
	TCS12D-4534	P2774603	32	4.5	19	25	3.4	24	371	0.20
	TCS12D-649	P2774606	32	6	19	25	4.9	25	371	0.20
	TCS12D-862	P2774608	32	8	19	25	6.2	25	371	0.20
	TCS12D-97	P2774609	32	9	19	25	7	26	376	0.20
	TCS12D-108	P2774610	32	10	19	25	8	26	371	0.20
TCS24D	TCS24D-649	P2774612	52	6	31	33	4.9	38	371	0.60
	TCS24D-755	P2774613	52	7	31	33	5.5	38	376	0.60
	TCS24D-862	P2774614	52	8	31	33	6.2	38	371	0.60
	TCS24D-97	P2774615	52	9	31	33	7	38	376	0.60
	TCS24D-108	P2774616	52	10	31	33	8	39	371	0.60
	TCS24D-119	P2774617	52	11	31	33	9	41	376	0.60
	TCS24D-129	P2774618	52	12	31	33	9	43	376	0.60
	TCS24D-1411	P2774619	52	14	31	33	11	43	376	0.60
	TCS24D-1612	P2774620	52	16	31	33	12	46	376	0.60
	TCS24D-18145	P2774621	52	18	31	33	14.5	46	376	0.60
TCS38D	TCS38D-1612	P2774625	72	16	48	45	12	45	376	1.80
	TCS38D-18145	P2774626	72	18	48	45	14.5	62	376	1.80
	TCS38D-2016	P2774627	72	20	48	45	16	64	376	1.80
	TCS38D-2218	P2774628	72	22	48	45	18	66	376	1.80
	TCS38D-2822	P2774630	72	28	48	45	22	68	376	1.80

- HYDRAULIC CHUCK
- IDRAULICI
- SHRINK FIT HOLDER
- CALETTAMENTO TERMICO
- ER COLLET CHUCK
- PORTA PINZE "ER"
- END MILL HOLDER
- WELDON
- SHELL MILL ARBOR
- PORTA FRESE
- POWER MILLING CHUCK
- FORTE SERRAGGIO
- MORSE TAPER ARBOR
- CONO MORSE
- SK SLIM CHUCK
- SK SLIM
- SYNCHRO TAPPING CHUCK
- SYNCHRO PER MASCHIATURA
- TAPPING ER CHUCK
- PORTA PINZE "ER" PER MASCHIATURA
- TAPPING CHUCK
- MASCHIATURA
- NC DRILL CHUCK
- PORTA PUNTE INTEGRALI
- PULL STUD
- TIRANTI

PORTA PUNTE INTEGRALI

• NC DRILL CHUCK



DIN 69871-SK

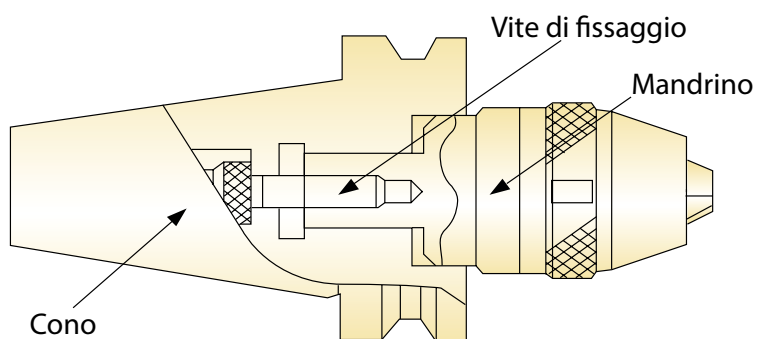
JIS B6339/MAS 403-BT

STRAIGHT-K

PORTA PUNTE INTEGRALE NC DRILL CHUCK



ALTA PRECISIONE



- L'elevata qualità costruttiva conferisce una eccellente precisione in rotazione.
Con l'ausilio della chiave la forza di serraggio aumenta di 3 volte rispetto al serraggio manuale.

• Tabella delle torsioni - Comparison of drill chuck torque

DESCRIZIONE DESCRIPTION	SERRAGGIO CHUCKING	FORZA TWISTING
ZEIKEN NPU CHUCK	A MANO - HAND	0.7kgf-m
ZEIKEN NPU + WRENCH	CON CHIAVE - WRENCH	2.2kgf-m

MANDRINI PORTA PUNTE INTEGRALI
NPU

NC DRILL CHUCK

 HYDRAULIC
CHUCK

IDRAULICI

 SHRINK FIT
HOLDER

 CALETTAMENTO
TERMICO

 ER COLLET
CHUCK

 PORTA PINZE
"ER"

 END MILL
HOLDER

WELDON

 SHELL MILL
ARBOR

 PORTA
FRESE

 POWER
MILLING
CHUCK

 FORTE
SERRAGGIO

 MORSE
TAPER
ARBOR

 CONO
MORSE

 SK SLIM
CHUCK

SK SLIM

 SYNCHRO
TAPPING
CHUCK

 SYNCHRO PER
MASCHIATURA

 TAPPING
ER CHUCK

 PORTA PINZE
"ER" PER
MASCHIATURA

 TAPPING
CHUCK

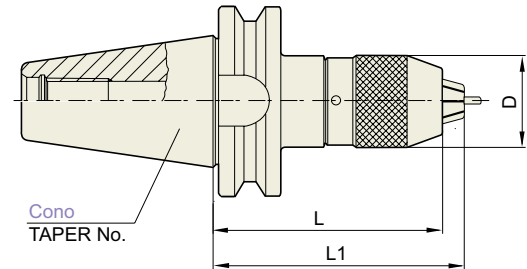
MASCHIATURA

 NC DRILL
CHUCK

 PORTA PUNTE
INTEGRALI

PULL STUD

TIRANTI



DIN 69871-SK	Tolleranza Cono Taper Accuracy AT3	Grado Bilanciatura G Value -	Numero Giri RPM -	TIPO Coolant System A
---------------------	--	--	---------------------------------------	---

■ DIN 69871-SK

Unità: mm

CONO TAPER No.	DESCRIZIONE MODEL No.	CODICE EDP No.	GAMMA SERRAGGIO CLAMPING RANGE	D	L (Min.)	L1 (Max.)	PESO WEIGHT (Kg)
40	SK40-NPU13-90 ▼	P2740200	1~13	50.4	90	95.7	2.10
NEW	SK40-NPU13-95	P2802204	1~13	50	95	100.7	2.10

▼ Fino ad esaurimento scorte.

▼ While stocks last.

HYDRAULIC CHUCK

MANDRINI PORTA PUNTE INTEGRALI

NPU

IDRAULICI

NC DRILL CHUCK

SHRINK FIT HOLDER

CALETTAMENTO TERMICO

ER COLLET CHUCK

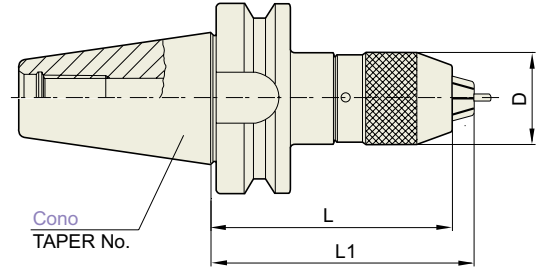
PORTA PINZE "ER"

END MILL HOLDER

WELDON

SHELL MILL ARBOR

PORTA FRESE



■ JIS B6339/MAS403-BT

JIS B6339 - BT	Tolleranza Cono Taper Accuracy AT3	Grado Bilanciatura G Value -	Numero Giri RPM -	TIPO Coolant System A
----------------	---------------------------------------	------------------------------------	-------------------------	-----------------------------

Unità: mm

CONO TAPER No.	DESCRIZIONE MODEL No.	CODICE EDP No.	GAMMA SERRAGGIO CLAMPING RANGE	D	L (Min.)	L1 (Max.)	PESO WEIGHT (Kg)
40	BT40-NPU13-95	P2776019	1~13	50.4	90	100.7	2.10

MORSE TAPER ARBOR

CONO MORSE

SK SLIM CHUCK

SK SLIM

SYNCHRO TAPPING CHUCK

SYNCHRO PER MASCHIATURA

TAPPING ER CHUCK

PORTA PINZE "ER" PER MASCHIATURA

TAPPING CHUCK

MASCHIATURA

NC DRILL CHUCK

PORTA PUNTE INTEGRALI

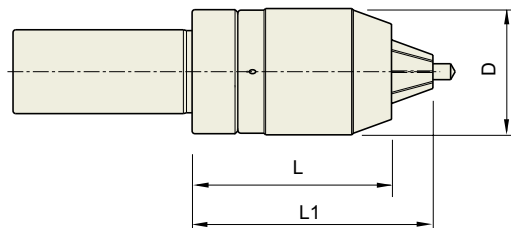
PULL STUD

TIRANTI

MANDRINI PORTA PUNTE INTEGRALI

STRAIGHT-K

NC DRILL CHUCK



- HYDRAULIC CHUCK
- IDRAULICI
- SHRINK FIT HOLDER
- CALETTAMENTO TERMICO
- ER COLLET CHUCK
- PORTA PINZE "ER"
- END MILL HOLDER
- WELDON
- SHELL MILL ARBOR
- PORTA FRESE
- POWER MILLING CHUCK
- FORTE SERRAGGIO
- MORSE TAPER ARBOR
- CONO MORSE
- SK SLIM CHUCK
- SK SLIM
- SYNCHRO TAPPING CHUCK
- SYNCHRO PER MASCHIATURA
- TAPPING ER CHUCK
- PORTA PINZE "ER" PER MASCHIATURA
- TAPPING CHUCK
- MASCHIATURA
- NC DRILL CHUCK
- PORTA PUNTE INTEGRALI**
- PULL STUD
- TIRANTI

Unità: mm

CONO TAPER No.	DESCRIZIONE MODEL No.	CODICE EDP No.	GAMMA SERRAGGIO CLAMPING RANGE	D	L (Min.)	L1 (Max.)	d	PESO WEIGHT (Kg)
32	K32-NPU13-100	P2775252	1 - 13	50.4	100	110	32	1.50



TIRANTI & ACCESSORI

• PULL STUD BOLT & ACCESSORY

TIRANTI - SENZA FORI DI REFRIGERAZIONE
PULL STUD BOLT - WITHOUT COOLANT HOLES

TIRANTI - CON FORI DI REFRIGERAZIONE
PULL STUD BOLT - WITH COOLANT HOLES

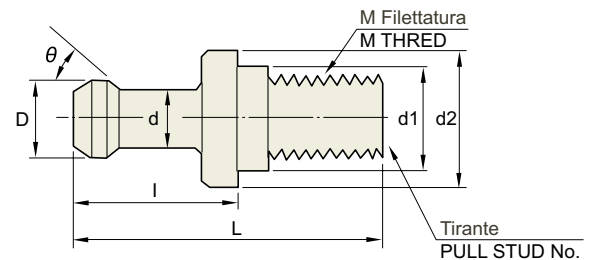
STANDARD ATTACCO
SHANK STANDARD



TIRANTI - Senza fori di refrigerazione

PSB

PULL STUD BOLT - WITHOUT COOLANT HOLES



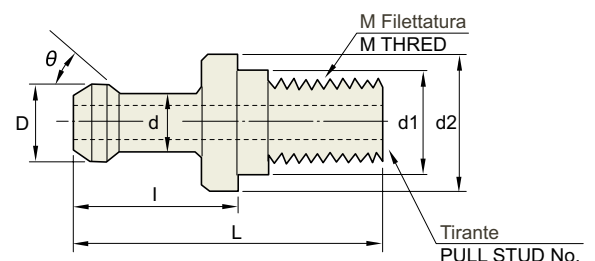
Unità: mm

DESCRIZIONE	CODICE	D	d2	d1	d	L	I	G	O	TIPO
MODEL No.	EDP No.									TYPE
PS-1	P2775051	15	23	17	10	60	35	M16	45°	BT40-I standard type
PS-2	P2775052	15	23	17	10	60	35	M16	60°	BT40-II standard type
PS-806	NEW P2775102	19	23	17	14	54	29	M16	75°	BT40 (Through Hole)
PS-5	NEW P2775053	23	38	25	17	85	45	M24	45°	BT50-I standard type
PS-6	NEW P2775054	23	38	25	17	85	45	M24	60°	BT50-I standard type
PS-0	NEW P2506706	23	38	25	17	85	45	M24	90°	for BT50 OKK
PS-G51	NEW P2775060	18.8	22	17	12.45	44.1	19.1	M16	45°	for BT40 MAZAK
PSS-1	P2506707	19	23	17	14	54	26	M16	75°	for SK40
PSS-5	P2506708	28	36	25	21	74	34	M24	75°	for SK50

TIRANTI - Con fori di refrigerazione

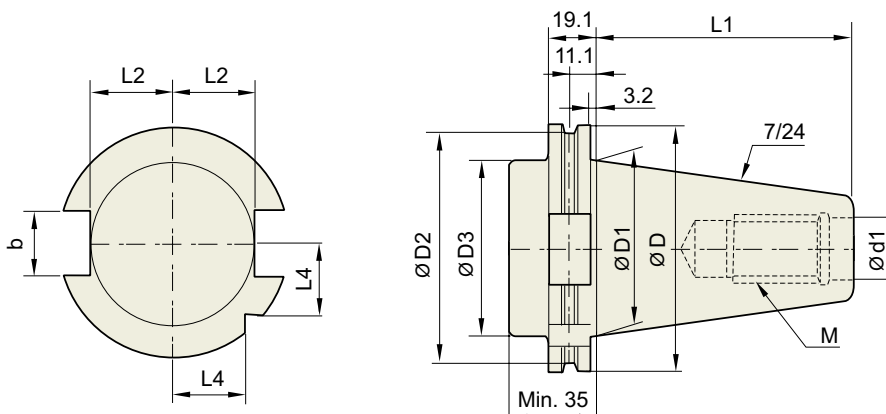
PSB

PULL STUD BOLT - WITH COOLANT HOLES



Unità: mm

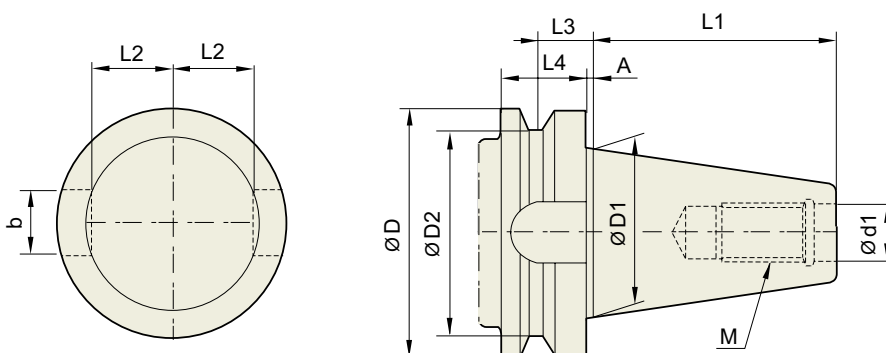
DESCRIZIONE	CODICE	D	d2	d1	d	L	I	G	O	TIPO
MODEL No.	EDP No.									TYPE
PS-1H	P2506701	15	23	17	10	60	35	M16	45°	BT40-I standard type
PS-2H	P2506702	15	23	17	10	60	35	M16	60°	BT40-II standard type
PS-5H	P2506704	23	38	25	17	85	45	M24	45°	BT50-I standard type
PS-6H	P2506705	23	38	25	17	85	45	M24	60°	BT50-II standard type
PSS-1H	NEW P2775096	19	23	17	14	54	26	M16	75°	for SK40
PSS-5H	NEW P2775086	28	36	25	21	74	34	M24	75°	for SK50



■ DIN 69871-SK (DIN ISO 7388-1 FORMA)

Unità: mm

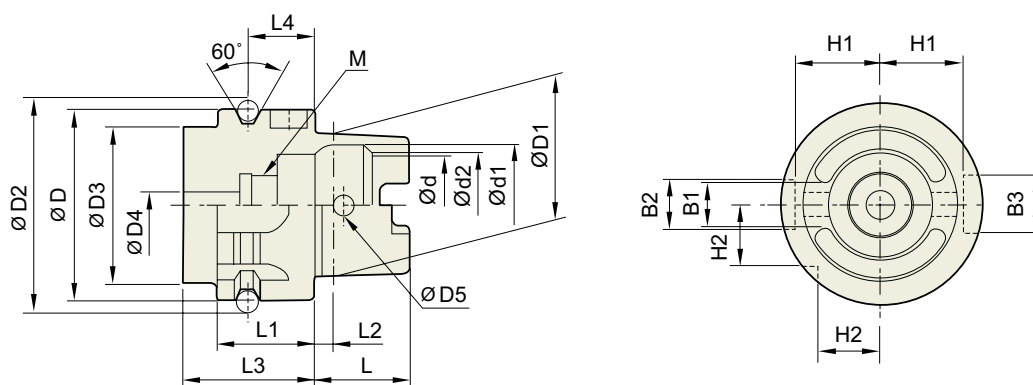
CONO TAPER No.	ØD	ØD1	ØD2	ØD3	Ød1	L1	L2	L3	L4	b	M
SK30	50	31.75	44.3	45	13	47.8	16.4	19	15	16.1	M12×1.75
SK40	63.55	44.45	56.25	50	17	68.4	22.8	25	18.5	16.1	M16×2.0
SK50	97.5	69.85	91.25	80	25	101.75	35.5	37.7	30	25.7	M24×3.0



■ JIS B6339/MAS 403-BT

Unità: mm

CONO TAPER No.	ØD	ØD1	ØD2	Ød1	L1	L2	L3	L4	A	b	M
BT30	46	31.75	38	12.5	48.4	16.3	13.6	20	2	16.1	M12×1.75
BT40	63	44.45	53	17	65.4	22.6	16.6	25	2	16.1	M16×2
BT50	100	69.85	85	25	101.8	35.4	23.2	35	3	25.7	M24×3
BT60	155	107.95	135	31	161.8	60.1	28.2	45	3	25.7	M30×3.5



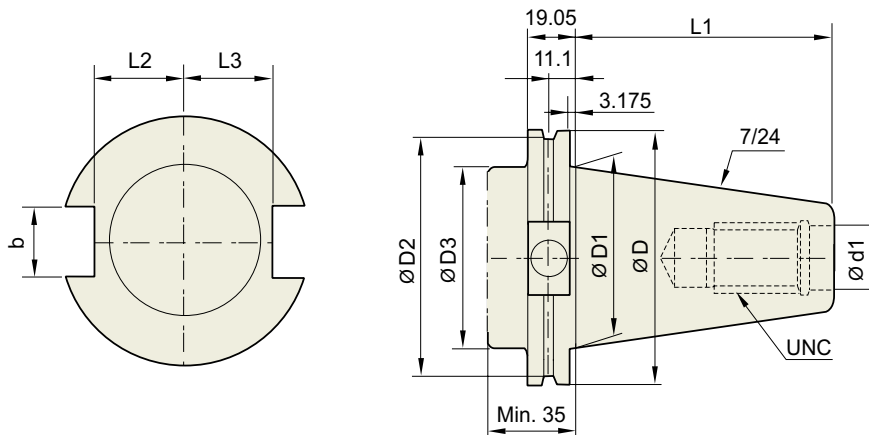
■ DIN 69893/ISO12164-1-HSK

Unità: mm

CONO	ØD	ØD1	ØD2	ØD3	ØD4	ØD5	L	L1	L2	L3	L4
TAPER No.											
HSK32A	32	24	37.00	26	4.2	4.0	16	20	3.2	35	16
HSK40A	40	30	45.00	34	5.0	4.6	20	20	4.0	35	16
HSK50A	50	38	59.30	42	6.8	6.0	25	26	5.0	42	18
HSK63A	63	48	72.30	53	8.4	7.5	32	26	6.3	42	18
HSK80A	80	60	88.8	68	10.2	8.5	40	26	8	42	18
HSK100A	100	75	109.75	85	12.0	12.0	50	29	10.0	45	20

Unità: mm

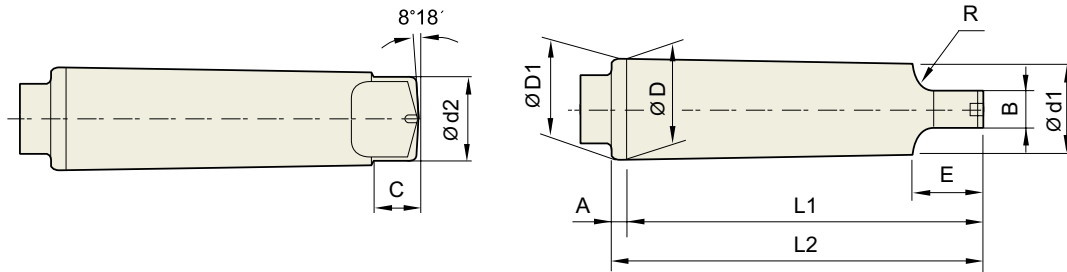
CONO	Ød	Ød1	Ød2	B1	B2	B3	H1	H2	L4
TAPER No.									
HSK32A	17	20.5	19	7.05	7	9	13.0	9.5	M10×1.0
HSK40A	21	25.5	23	8.05	9	11	17.0	12.0	M12×1.0
HSK50A	26	32.0	29	10.54	12	14	21.0	15.5	M16×1.0
HSK63A	34	40.0	37	12.54	16	18	26.5	20.0	M18×1.0
HSK80A	42	50	46	16.04	18	20	34	25	M20×1.5
HSK100A	53	63.0	58	20.02	20	22	44.0	31.5	M24×1.5



■ ANSI/ASME B5.50-CAT

Unità: mm

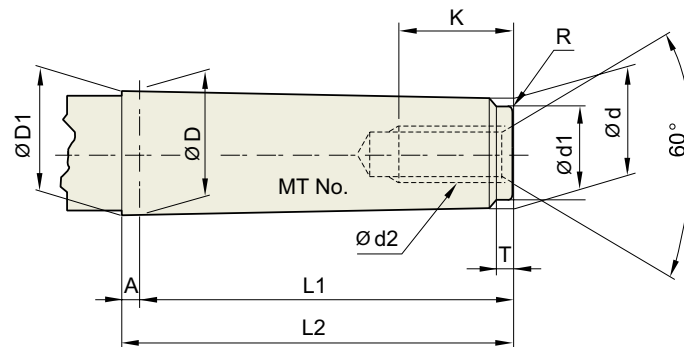
CONO TAPER No.	ØD	ØD1	ØD2	ØD3	Ød1	L1	L2	L3	b	UNC
CAT30	50	31.75	44.3	31.75	13	47.625	16.25	18.67	16.1	UNC1/2-13
CAT40	63.55	44.45	56.25	44.45	17	68.25	22.60	25	16.1	UNC5/8-11
CAT50	97.5	69.85	91.25	70.1	25	101.6	35.3	37.7	25.7	UNC1-18
CAT60	155	107.95	132.56	108	32	161.93	54	59.3	25.7	UNC1,1/4-7



■ DIN 228 (MORSE TAPER) TANG TYPE (MTA)

Unità: mm

CONO	CONICITÀ	ANGOLO DEL CONO	ØD	A	ØD1	Ød1	L1	L2	Ød2	B	C	E	R
TAPER No.	TAPER RATIO (Rad)	TAPER ANGLE (α)											
MT0	1/19.212	1°29'27"	9.045	3	9.045	6.104	56.5	59.5	6.0	3.9	6.5	10.5	4
MT1	1/20.047	1°25'43"	12.065	3.5	12.065	8.972	62.0	65.5	8.7	5.2	8.5	13.5	5
MT2	1/20.020	1°25'50"	17.780	5	17.780	14.034	75.0	80.0	13.5	6.3	10	16	6
MT3	1/19.922	1°26'16"	23.825	5	23.825	19.107	94.0	99.0	18.5	7.9	13	20	7
MT4	1/19.254	1°29'15"	31.267	6.5	31.267	25.164	117.5	124.0	24.5	11.9	16	24	8
MT5	1/19.002	1°30'26"	44.399	6.5	44.399	36.531	149.5	156.0	35.7	15.9	19	29	10
MT6	1/19.180	1°29'36"	63.348	8	63.348	52.399	210.0	218.0	51.0	19.0	27	40	13
MT7	1/19.231	1°29'22"	83.058	10	83.058	68.186	286.0	296.0	66.8	28.6	35	54	19



■ DIN 228 (MORSE TAPER) SCREW TYPE (MTB)

Unità: mm

CONO	CONICITÀ	ANGOLO DEL CONO	ØD	A	ØD1	d	L1	L2	Ød1	d2	K	T	R
TAPER No.	TAPER RATIO (Rad)	TAPER ANGLE (α)											
MT0	1/19.212	1°29'27"	9.045	3	9.201	6.442	50	53	6.4	-	-	4	0.2
MT1	1/20.047	1°25'43"	12.065	3.5	12.230	9.396	53.5	57	9.4	M6	16	5	0.2
MT2	1/20.020	1°25'50"	17.780	5	18.030	14.583	64	69	14.6	M10	24	5	0.2
MT3	1/19.922	1°26'16"	23.825	5	24.076	19.759	81	86	19.8	M12	28	7	0.6
MT4	1/19.254	1°29'15"	31.267	6.5	31.605	25.943	102.5	109	25.9	M16	32	9	1
MT5	1/19.002	1°30'26"	44.399	6.5	44.741	37.584	129.5	136	37.6	M20	40	9	2.5
MT6	1/19.180	1°29'36"	63.348	8	63.765	53.859	182	190	53.9	M24	50	12	4
MT7	1/19.231	1°29'22"	83.058	10	83.578	70.058	250	260	70.0	M33	80	18.5	5

Radice	Pagina
BT30AD/B-HC*P G2.5	23
BT30-ER G2.5	57
BT30-ER G6.3	58
BT30-MTA G6.3	110
BT40AD/B-EMH G2.5	79
BT40AD/B-EMH G6.3	82
BT40AD/B-EMH*C G2.5	80
BT40AD/B-EMH*C G6.3	83
BT40AD/B-ER G2.5	57
BT40AD/B-ER G6.3	59
BT40AD/B-HC G2.5	25
BT40AD/B-HC*S G2.5	24
BT40AD/B-HCR G2.5	22
BT40AD/B-HMC G2.5	26
BT40AD/B-SFH G2.5	45
BT40AD/B-SFH*C G2.5	46
BT40AD/B-SFHS G2.5	44
BT40AD/B-SMA*C G6.3	93
BT40AD/B-SYTER	123
BT40-C	103
BT40-C*HS G6.3	102
BT40-CMA G6.3	94
BT40-EMH G6.3	81
BT40-ER G6.3	58
BT40-MTA G6.3	110
BT40-NPU	138
BT40-SLA	84
BT40-SMA G6.3	92
BT40-TC	132
BT40-TER	128
BT50AD/B-EMH G2.5	79
BT50AD/B-EMH G6.3	82
BT50AD/B-ER G2.5	57
BT50AD/B-ER G6.3	59
BT50AD/B-SFH G2.5	45
BT50AD/B-SFH*C G2.5	46
BT50AD/B-SMA*C G6.3	93
BT50AD/B-SYTER	123
BT50-C	103
BT50-EMH G6.3	81
BT50-ER G6.3	58
BT50-MTA G6.3	110
BT50-SMA G6.3	92
BT50-TC	132
C20 SP	105
C25 SP	105
C32 SP	105
CBT30-SFH G2.5	43
CBT40-ER G2.5	56
CBT40-SLA	84
CBT40-SMA G2.5	91

Radice	Pagina
ER 11	64
ER 16	64
ER 20	64
ER 25	65
ER 32	65
ER 40	65
ER 8	64
ER16SP	68
ER20SP	68
ER25SP	68
ER32SP	68
ER40SP	68
GE16M	68
GER 16	63
GER 20	63
GER 25	63
GER 32	63
HF12	30
HF20	30
HF32	30
HK12	28
HK20	28
HK32	28
HS12	29
HS20	29
HS32	29
HSK100A-C	101
HSK100A-C*HS G6.3	100
HSK100A-E G2.5	54
HSK100A-EMH G6.3	77
HSK100A-EMH*C G6.3	78
HSK100A-ER G6.3	55
HSK100A-HC G2.5	20
HSK100A-HCR G2.5	18
HSK100A-HMC G2.5	21
HSK100A-MTA G6.3	109
HSK100A-SFH G2.5	41
HSK100A-SFH*C G2.5	42
HSK100A-SMA G6.3	89
HSK100A-SMA*C G6.3	90
HSK100A-TC	131
HSK50A-ER G2.5	54
HSK63A-C	101
HSK63A-C*HS G6.3	100
HSK63A-EMH G2.5	75
HSK63A-EMH G6.3	77
HSK63A-EMH*C G2.5	76
HSK63A-EMH*C G6.3	78
HSK63A-ER G2.5	54
HSK63A-ER G6.3	55
HSK63A-HC G2.5	20

Radice	Pagina
HSK63A-HC *P G2.5	19
HSK63A-HCR G2.5	18
HSK63A-HMC G2.5	21
HSK63A-SFH G2.5	40
HSK63A-SFH *C G2.5	42
HSK63A-SFHS G2.5	39
HSK63A-SKA G2.5	114
HSK63A-SMA G6.3	89
HSK63A-SMA *C G6.3	90
HSK63A-SYTER	122
HSK63A-TC	131
HSK63F-HC G2.5	20
HSK80A-ER G6.3	55
K20	105
K20-SYTER	124
K25	105
K25-ER	61
K25-SYTER	124
K32	105
K32-NPU	139
MTA4-ER	60
NC25-ER	62
NC32-ER	62
NC40-ER	62
PS	142
PS *H	142
PS-G	142
PSS	142
PSS *H	142
RD 16TC	66
RD 20TC	66
RD 25TC	66
RD 32TC	67
RD 40TC	67
SBT40-C	104
SET ER 11	64
SET ER 16	64
SET ER 20	64
SET ER 25	65
SET ER 32	65
SET ER 40	65
SET ER 8	64
SET Power Hydro BT40 G2.5	27
SET Power Hydro HSK63A	27
SET Power Hydro SK40	27
SK40AD/B-EMH G2.5	70
SK40AD/B-EMH G6.3	73
SK40AD/B-EMH *C G2.5	71
SK40AD/B-EMH *C G6.3	74
SK40AD/B-ER G2.5	51
SK40AD/B-ER G6.3	53

Radice	Pagina
SK40AD/B-HC G2.5	16
SK40AD/B-HC *P G2.5	14
SK40AD/B-HC *S G2.5	15
SK40AD/B-HCR G2.5	13
SK40AD/B-HMC G2.5	17
SK40AD/B-SFH G2.5	37
SK40AD/B-SFH *C G2.5	38
SK40AD/B-SFHS G2.5	36
SK40AD/B-SKA G2.5	113
SK40AD/B-SMA *C G6.3	87
SK40AD/B-SYTER	120
SK40-C	99
SK40-C *HS G6.3	98
SK40-CMA G6.3	88
SK40-EMH G6.3	72
SK40-ER G6.3	52
SK40-MTA G6.3	108
SK40-NPU	137
SK40-SMA G6.3	86
SK40-SYTC	121
SK40-TC	130
SK40-TER	127
SK50AD/B-EMH G2.5	70
SK50AD/B-EMH G6.3	73
SK50AD/B-EMH *C G2.5	71
SK50AD/B-ER G2.5	51
SK50AD/B-ER G6.3	53
SK50AD/B-HC G2.5	16
SK50AD/B-HC *P G2.5	14
SK50AD/B-HC *S G2.5	15
SK50AD/B-SFH G2.5	37
SK50AD/B-SFH *C G2.5	38
SK50AD/B-SMA *C G6.3	87
SK50AD/B-SYTER	120
SK50-C	99
SK50-C *HS G6.3	98
SK50-CMA G6.3	88
SK50-EMH G6.3	72
SK50-ER G6.3	52
SK50-MTA G6.3	108
SK50-SMA G6.3	86
SK50-SYTC	121
SK50-TC	130
SKA 06	116
SKA 10	116
SKA 16	116
SKA 20	116
SKC10	115
SKC16	115
SKC20	115
SKC6	115

Radice	Pagina
SKN10	116
SKN16	116
SQ-ER16	68
SQ-ER20	68
SQ-ER25	68
SQ-ER32	68
SQ-ER40	68
SSK40-C	104
SSK50-C	104
ST*-SFH	47
TCS12D	133
TCS24D	133
TCS38D	133



Qualità, Innovazione e Customer Care sono le parole d'ordine della YG-1 fin dal 1982. I risultati raggiunti e l'esperienza maturata sul campo hanno permesso all'azienda di diventare un leader nella produzione di utensili da taglio.



GLOBAL COMPANY



YG-1 TOOL (U.S.A.)
Phone: +1 800 765 8665
Fax : +1 866 941 8665
E-mail : heatherlee@yg1usa.com



YG-1 LATIN AMERICA (BRAZIL)
Phone: +55 11 4496 2170
Fax : +55 11 4591 1438
E-mail : walter.campos@yg1.com.br



YG-1 CANADA INC. (CANADA)
Phone: +1 905 335 2500
Fax : +1 905 335 4003
E-mail : reception@yg1.ca



YG-1 TOOLS MEXICO SA DE CV (MEXICO)
Phone: +52 55 5576 8798
Fax : +52 55 5576 8790
E-mail : khmin@yg1.kr



NEW CENTURY TOOL CO.,LTD. (CHINA)
Phone: +86 532 8676 9779
Fax : +86 532 8676 9105
E-mail : qnct@qnct.cn



QINGDAO YG-1 TOOL CO.,LTD. (CHINA)
Phone: +86 532 8519 7366
Fax : +86 532 8519 7959
E-mail : qyg1@qyg1.com



YG-1 SHANGHAI CO.,LTD. (CHINA)
Phone: +86 21 6383 1661
Fax : +86 21 6383 1771
E-mail : enquiry@yg-1china.com



YG-1 HONG KONG LTD. (HONG KONG)
Phone: +852 2439 9018
Fax : +852 2439 9020
E-mail : enquiry@yghk.com.hk



YG CUTTING TOOL CORP. PVT. LTD. (INDIA)
Phone: +91 98801 23796
Fax : +91 84319 44411
E-mail : marketing@yg1india.com



YG-1 INDUSTRIES INDIA. PVT. LTD. (INDIA)
Phone: +91 96861 16278
Fax : +91 99019 51943
E-mail : sales@yg1india.com



PT.YGI TOOLS (INDONESIA)
Phone: +62 21 4585 8141
Fax : +62 21 4587 7412
E-mail : yg1-indonesia@yg1.kr



YG-1 JAPAN CO.,LTD. (JAPAN)
Phone: +81 6 6305 9897
Fax : +81 6 6305 9898
E-mail : t-kitaoka8@yg1.jp



YG1 ITALY SRL (ITALY)
PHONE : +39 06 71300335
FAX : +39 06 71309635
E-mail : info@yg1.it



YG-1 MALAYSIA SDN.BHD. (MALAYSIA)
Phone: +60 3 5569 4834
Fax : +60 3 5569 4814
E-mail : enquiries@yg-1.com.my



YG-1 TOOLS ASIA PTE.LTD. (SINGAPORE)
Phone: +65 6842 0468
Fax : +65 6842 0482
E-mail : yg1toolsasia@yg1.kr



YG-1 THAILAND CO.,LTD. (THAILAND)
Phone: +66 2 370 4945-8
Fax : +66 2 370 4944
E-mail : info@yg1.co.th



YG-1 VIETNAM CO.,LTD. (VIETNAM)
Phone: +84 4 3795 7233
Fax : +84 4 3795 7232
E-mail : yg1vietnam@yg1.kr



YG-1 AUSTRALIA PTY. LTD. (AUSTRALIA)
Phone: +61 3 9558 0177
Fax : +61 3 9558 2778
E-mail : ygone@yg1.kr



YG-1 EUROPE (FRANCE)
Phone: +33 172 84 4070
Fax : +33 172 84 4086
E-mail : yg1@yg1.eu



YG-1 DEUTSCHLAND GmbH (GERMANY)
Phone: +49 6173 9667 0
Fax : +49 6173 9667 29
E-mail : info@yg-1.de



YG-1 POLAND Sp. z o.o. (POLAND)
Phone: +48 22 622 2586
Fax : +48 22 622 2587
E-mail : info@yg-1.pl



YG-1 CO., TRADING SRL (ROMANIA)
Phone: +40 21 25 25 501-3
Fax : +40 21 25 25 506
E-mail : info@yg-1.ro



YG-1 RUS LLC (RUSSIA)
Phone: +7 499 110 71 06
Fax : +7 499 110 71 06
E-mail : russia@yg1.ru



TEKNO TAKIM San. Tic. AS. (TURKEY)
Phone: +90 212 671 1590
Fax : +90 212 671 1595
E-mail : info@teknotakim.com



YG-1 TURKEY (TURKEY)
E-mail : info@yg1.com.tr



MANDRINERIA

 **YG1 ITALY Srl**

Via di Valle Caia n° 109 - Roma - 00134(Rm)

Telefono: 06.71300335, FAX: 06.71309635

Web: <http://www.yg1.it> E-mail: info@yg1.it

